



adaptation

**Adapting to
Urban Heat:**
A Tool Kit for
Local Governments

GEORGETOWN CLIMATE CENTER
A Leading Resource for State and Federal Policy

Sara P. Hoverter

August 2012

Adapting to Urban Heat:

A Tool Kit for Local Governments

Sara P. Hoverter
Harrison Institute for Public Law
Georgetown Climate Center

August 2012

Foreword

The world is hot and getting hotter. Cities are already warmer than surrounding areas, and climate change is increasing not only average urban temperatures but also the frequency and intensity of heat waves and formation of ozone (smog). Individuals living and working within urban areas can suffer from heat stress and other heat-related illnesses and will face increased respiratory symptoms and disease. Buildings within heat islands require more air conditioning and thus use more energy, increasing emissions of greenhouse gases as well as conventional pollutants. Communities can respond to immediate health problems through emergency response plans and outreach to vulnerable neighborhoods, opening cooling centers, and providing other services. However, long-term changes in the natural and built environments are needed to keep residents, buildings, and communities cool and save energy and healthcare costs. States and local governments face challenges, however, in determining what to do given tight budgets, the complexity of options, the need to coordinate across agencies and jurisdictions, and more.

This Urban Heat Tool Kit is designed to help local governments reduce the effects of increased heat on their communities and citizens. It provides an analytic tool for policy makers to consider a combination of four built-environment changes (cool roofs, green roofs, cool pavements, and urban forestry), providing clear criteria for selecting among these approaches. It also examines the roles government can play in pursuing these changes: shaping government's own operations, mandating or providing incentives for private choices, and engaging in public education. The menu of options it provides does not prescribe a particular path for all communities. Instead, it offers a complete list of options and the means to select among them to fit particular circumstances.

Written by Harrison Institute Staff Attorney Sara Hoverter with contributions from clinical students (see author's note), each of the four main chapters provides examples of mandates, incentives, public education programs, and government operations for each strategy. Each chapter also concludes with a set of "no-regrets" policies that local officials may undertake that provide multiple benefits including public health, air quality, and energy efficiency, in addition to reducing urban heat impacts. Some of the options (e.g., cool or green roofs) also provide mitigation benefits (in the form of reduced energy use and emissions) as well as building resilience in communities affected by increased urban heat. Others, such as cool permeable pavements, curb storm-water runoff as well as heat.

The Georgetown Climate Center commissioned and oversaw the preparation of this Tool Kit as part of its effort to support adaptation to climate change by state and local governments. It follows the Sea-Level Rise Tool Kit, published in November 2011, and is informed by our work assisting local governments with their adaptation and mitigation efforts, as well as case studies and analyses performed by Center staff and students. Additional information can be found on our Center's website (www.georgetownclimate.org) and adaptation clearinghouse (www.adaptationclearinghouse.org).

We appreciate the support of our adaptation funders, the Rockefeller Foundation and Kresge Foundation, and of our core supporters, the Rockefeller Brothers Fund and the Emily Hall Tremain Foundation, who make our work possible.

Vicki Arroyo, Executive Director

Peter Byrne, Faculty Director

Author's Note

Sara Pollock Hoverter (L.L.M., Georgetown University Law Center, 2007; J.D., *cum laude*, Georgetown University Law Center, 2005; B.A., Yale University, 1997) is a senior fellow and adjunct professor at Georgetown University Law Center's Harrison Institute for Public Law. Whole-hearted thanks to Yael Bortnick (J.D. candidate, Georgetown University Law Center, 2012; B.A., *magna cum laude*, University of Pennsylvania, 2009) and Laura Dziorny (J.D., Georgetown University Law Center, 2011; M.A., University of Nevada-Las Vegas, 2008; B.A., *summa cum laude*, Georgetown University, 2006) for their help researching and drafting portions of this Tool Kit.

The Georgetown Climate Center intends to update this Tool Kit to provide analysis of new tools and examples, as well as results of the efforts reflect in this version. We will continue to receive comments from government officials, planners, regulators, academics, and others in the field in order to ensure that this Tool Kit remains up-to-date.

This study presents analysis by the author; it does not represent Georgetown University or any state or local agency.

The author is extremely grateful for insightful comments from Vicki Arroyo at the Georgetown Climate Center, Neelam Patel at EPA's Heat Island Program, Josh Foster at the Oregon State University/OCCRI, Natasha Prudent and Paul Schramm at CDC, Kara Reeve at National Wildlife Federation, Maia Davis at the Metropolitan Washington Council of Governments, Zoe Johnson at the Maryland Department of Natural Resources, and Laura Anderko at the Georgetown University School of Nursing and Health Studies. Special thanks to John Carey, Kate Zyla, and Bob Stumberg for their tireless editing to make this Tool Kit accurate, concise, and readable. Any remaining errors in this document are those of the author.

Send comments to: Sara Hoverter, senior fellow: smp32@law.georgetown.edu, 202-662-4233.

Contents

Foreword	III
Author's Note	IV
Executive Summary	1
Introduction	2
Urban Heat Islands	2
<i>Urban Heat is a Problem.</i>	2
<i>Cities Can Adapt to Heat.</i>	4
<i>Governments Face Challenges</i>	5
Purpose and Methodology	7
Framework for Decision-Making	7
<i>Outcome Criteria.</i>	8
<i>Governance Criteria</i>	8
Sets of Policy Tools	9
Cool Roofs	11
Benefits and Challenges of Cool Roofs	12
<i>Benefits of Cool Roofs</i>	12
<i>Challenges of Cool Roofs</i>	12
Decision-Making and Cool Roofs	14
<i>Outcome Criteria.</i>	14
<i>Governance Criteria</i>	15
Policy Tools to Increase the Use of Cool Roofs	16
<i>Government Operations</i>	16
<i>Mandates</i>	16
<i>Incentives</i>	18
<i>Public Education Programs</i>	19
Conclusion	20
<i>Decision-Making and Cool Roofs: How the Criteria Affect Tool Choices</i>	21
Green Roofs	22
Types of Green Roofs	22
Benefits and Challenges of Green Roofs	23
<i>Benefits to Residents and Building Owners</i>	23
<i>Public Benefits.</i>	23
<i>Challenges of Green Roofs</i>	24
Decision-Making and Green Roofs	25
<i>Outcome Criteria.</i>	25
<i>Governance Criteria</i>	26
Policy Tools to Increase the Use of Green Roofs	26
<i>Government Operations</i>	26
<i>Mandates</i>	28
<i>Incentives</i>	29
<i>Public Education Programs</i>	31
Conclusion	32
<i>Decision-Making and Green Roofs: How the Criteria Affect Tool Choices</i>	33

Cool Pavements	34
Benefits and Challenges of Cool Pavements	34
<i>Benefits of Cool Pavements</i>	34
<i>Challenges of Cool Pavements</i>	35
Decision-Making and Cool Pavements	36
<i>Outcome Criteria</i>	36
<i>Governance Criteria</i>	37
Policy Tools to Increase the Use of Cool Pavements	39
<i>Preparing to Adopt Cool Pavements</i>	39
<i>Government Operations</i>	39
<i>Mandates</i>	40
<i>Incentives</i>	40
<i>Public Education Programs</i>	42
Conclusion	43
<i>Decision-Making and Cool Pavements: How the Criteria Affect Tool Choices</i>	43
Urban Forestry	44
Benefits and Challenges of Urban Forestry	44
<i>Benefits of Urban Forestry</i>	44
<i>Challenges of Urban Forestry</i>	45
Decision-Making and Urban Forestry	45
<i>Outcome Criteria</i>	45
<i>Governance Criteria</i>	46
Policy Tools to Increase the Use of Urban Forestry	46
<i>Preparing to Expand the Urban Forest</i>	47
<i>Government Operations</i>	47
<i>Mandates</i>	48
<i>Incentives</i>	50
<i>Public Education Programs</i>	51
Conclusion	52
<i>Decision-Making and Urban Forestry: How the Criteria Affect Tool Choices</i>	53
Conclusion	54
Appendix I: Methodology	56
Appendix II: Additional Resources	58
Endnotes	62

Executive Summary

America's cities are warming and climate change will make already hot urban areas even hotter.

Rising temperatures and urban heat islands increase the risk of illness and even death; the most vulnerable in our communities include the elderly, young children, and low-income residents. In addition to the public health problems, urban heat islands increase energy use and costs as well as pollution levels in cities, causing additional illness.

Local governments can adapt to the increased heat both by responding to heat emergencies and by changing their landscapes and physical structures in advance of a heat wave to lower temperatures. While emergency response measures are extremely important, this Tool Kit examines the built-environment strategy, which can 1) lessen the urban heat island, 2) protect the health of residents, 3) lower energy consumption and therefore reduce greenhouse gas emissions, and 4) potentially provide environmental co-benefits such as stormwater management and improved air quality. The Tool Kit analyzes four built-environment methods—cool roofs, green roofs, cool pavements, and urban forestry—and explains how and when local governments can adopt each method. Widespread surface changes can reduce the urban heat island effect, helping residents adapt to urban heat. Local governments face challenges in adapting to urban heat, however, including the complexity of the choices available, limited resources and authority, the need to coordinate among many local agencies, and in some cases skepticism about climate change.

This Tool Kit provides a decision-making framework for local governments to help overcome these barriers. The framework analyzes each of the four methods on the basis of several criteria: 1) outcome criteria, including effectiveness at reducing heat, improving public health, saving money, and providing environmental co-benefits; and 2) governance criteria, including administrative and legal considerations. Additionally, we apply the criteria to sets of tools with which local governments can put the methods into practice, including: 1) government operations, where government controls the land or buildings in question; 2) mandates, where local government require a particular action (i.e., building codes); 3) incentives, where local governments encourage a particular action (i.e., fee rebates or grant programs); and 4) education programs, where local governments provide information on the benefits of the methods to the public.

Individually, each tool can reduce the high temperatures that individuals would otherwise face; taken together, citywide adoption can drastically reduce the urban heat island effect itself, while providing many additional co-benefits. This Tool Kit provides guidelines for deciding under which circumstances each tool works best. By drawing on analytic criteria, the Tool Kit gives local governments a framework to compare tools and determine which will work best for them.

Introduction

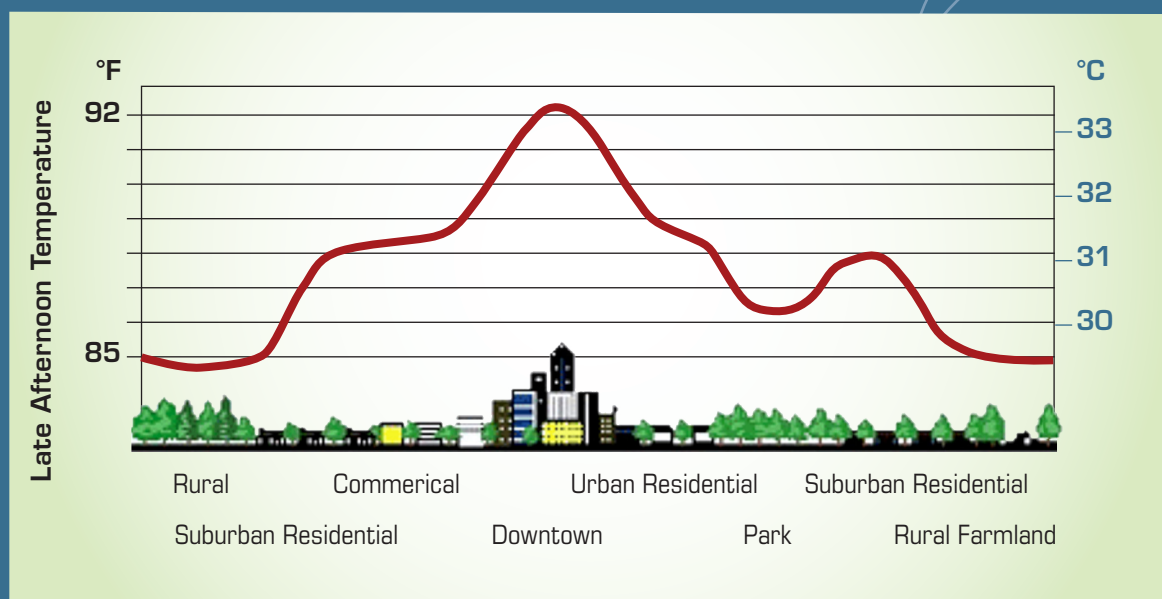
Urban Heat Islands

Urban Heat Is a Problem

The earth is warming.¹ Average temperatures in the northern hemisphere in the second half of the 20th century were “likely the highest in at least the past 1,300 years.”² The period 2000-2009 was the hottest decade on record,³ and the summer of 2011 was the second hottest ever, with average to above-average temperatures in 46 of the lower 48 states.⁴ And that may be just the beginning. The United Nations Intergovernmental Panel on Climate Change (IPCC) predicts global temperatures to rise an additional two to 11.5 °F by the end of this century.⁵ Even if the world dramatically scaled back emissions today, the earth would continue to warm for decades from the greenhouse gases already stored in the oceans and atmosphere.⁶

The projected temperature rise is likely to be even greater in urban areas, where over 80 percent of the United States population lives.⁷ Even if the global climate were not warming, cities already have a heat problem—the *urban heat island effect*.⁸ Cities are hotter than rural areas because the pavement, buildings, and other infrastructure 1) remove sources of shade and 2) retain heat during the day and release it overnight.

FIGURE 1: *The Urban Heat Island Effect*⁹



Source: Greater London Authority.

Traditional pavement and roof surfaces can be up to 90 °F hotter than the air, whereas vegetation and rural surfaces are more likely to be at or below air temperature.¹⁰ On average, high surface temperatures make urban air two to five degrees F warmer than surrounding areas during the day and up to 22 °F warmer at night, though the difference is often less.¹¹

Urban heat is already taking a toll on human health, while also increasing energy costs and environmental pollution. Reducing urban heat islands can both mitigate climate change (reduce greenhouse gas emissions) and adapt to climate change (prepare for the unavoidable impacts of climate change).

When heat kills

Between 1979 and 2003, extreme heat caused more deaths in the United States than hurricanes, lightning, tornadoes, floods, and earthquakes combined.¹² This threat will grow as temperatures rise. In the United States today, there are an average of 700 heat-related deaths per year, but if greenhouse gas emissions continue to rise at the current pace, that number is predicted to skyrocket to between 3,000 and 5,000 deaths annually by 2050.¹³ Because the heat island effect is especially strong at night, residents will not be able to get overnight relief from heat in urban areas. During heat waves, the lack of nighttime relief is strongly correlated with increased mortality.¹⁴

Exposure to high temperatures can lead to heat stroke, heat exhaustion, heat cramps, heat rash, and general discomfort.¹⁵ The severity of heat-related illnesses also increases with age: “[H]eat cramps in a 17-year-old may be heat exhaustion in a 40-year-old, and heat stroke in a person over 60.”¹⁶ Older people with fixed incomes, along with other lower-income people, are less able to afford air conditioning, making them more vulnerable.¹⁷ Infants, children, and socially isolated residents are especially at risk of succumbing to heat-related diseases.¹⁸ Outdoor workers, the mentally impaired, the homeless, and those with certain chronic conditions are also more vulnerable to heat than the average resident.¹⁹

When heat burns energy

Hotter days in urban areas lead to higher energy consumption for air conditioning, which increases fossil fuel emissions and pollution levels.²⁰ Researchers estimate that, nationally, one sixth of the electricity consumed in the United States is used to cool buildings, at a cost of \$40 billion.²¹ The summer of 2011 spiked energy demand by 22.3 percent above average.²² In addition to the increased financial cost, the increased energy demand can lead to rolling brownouts or blackouts, which reduce the ability of residents to cool themselves with air conditioning and make emergency response difficult.²³

When heat affects our lungs

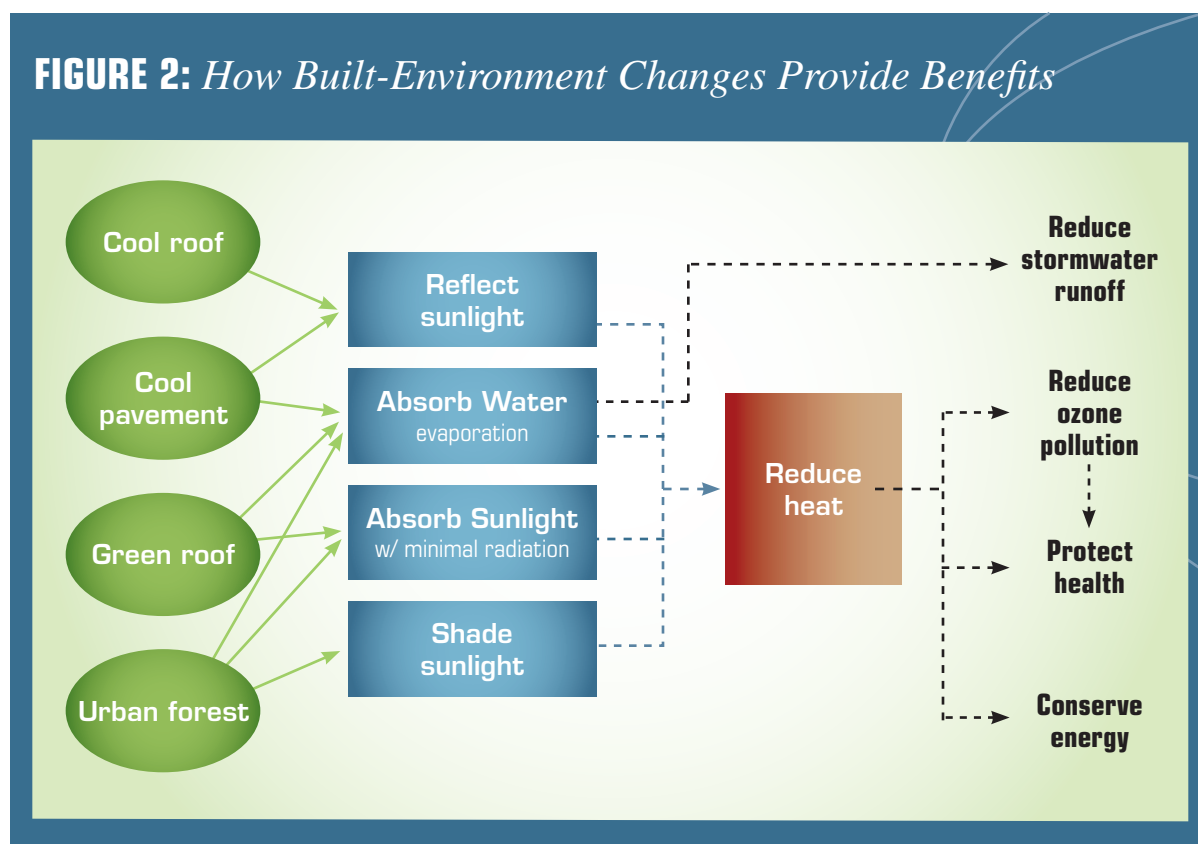
Heat islands also harm the public’s health by lowering air quality. The combination of increased pollution and higher temperatures results in more smog (ground-level ozone). Smog exacerbates respiratory diseases such as asthma, which are more prevalent among the same groups who are already vulnerable to heat-related illnesses: the elderly, young children, the poor, and people with preexisting chronic conditions.²⁴ According to a study by the Center for Health and the Global Environment at Harvard Medical School, “the combination of air pollutants, aeroallergens, heat waves and unhealthy air masses increasingly associated with a changing climate causes damage to the respiratory systems, particularly for growing children, and these impacts disproportionately affect poor and minority groups in the inner cities.”²⁵

When heat pollutes the water

Heat islands can reduce water quality through thermal pollution. Just as hot surfaces in urban areas warm the ambient air, they also transfer heat to stormwater.²⁶ One study found that stormwater runoff in an urban area was as much as 30 °F hotter than runoff in a nearby rural area. Urban stormwater runoff heats streams, rivers, and lakes, potentially harming aquatic life and affecting other stream uses.²⁷ In combination with the fact that heat islands often have high percentages of impermeable surfaces, leading to more stormwater runoff, heat islands can have a serious adverse effect on local waterways.

Cities Can Adapt to Heat

Local governments can adapt to urban heat by 1) preparing for and responding to heat emergencies and 2) changing their landscapes and physical structures to lower local temperatures. Many local governments such as Philadelphia, Milwaukee, and Phoenix have developed effective heat emergency response plans.²⁸ These plans are a critical tool in the public health response to heat waves, especially within heat islands, and will save lives. However, emergency response alone will not save all of a community's most vulnerable residents. It also will not help residents when summer is merely hot and not at declared emergency levels. Last, emergency response fails to address other aspects of urban heat, including energy disruptions, air pollution, and economic costs of cooling residents. In short, an effective strategy for reducing heat needs both a strong emergency response and preparedness plan and a built-environment strategy.



Source: Harrison Institute for Public Law, 2012.

This Tool Kit focuses on the built-environment strategy, which can 1) lessen the urban heat island, 2) protect the health of residents, 3) lower energy consumption and therefore reduce greenhouse gas emissions, and 4) potentially provide environmental co-benefits such as stormwater management and improved air quality.²⁹

This Tool Kit examines four methods—cool roofs, green roofs, cool pavements, and urban forestry—and explains how and when local governments can adopt each method. Cool roofs reflect light and heat, unlike traditional dark surfaces that absorb heat, thus keeping buildings cooler. Likewise, cool pavements reduce temperatures either by reflecting energy or by absorbing and then evaporating water, helping to cool city streets. Green roofs and urban forests absorb less heat than dark roofs or pavements, and also cool the surrounding air by evapotranspiration.³⁰ In addition, urban trees offer cooling shade. Local governments can require use of each method under certain circumstances, encourage its use through incentive programs, and/or educate the public about its use through education or demonstration programs.

If employed extensively and in combination, these methods indirectly cool all city residents by reducing the urban heat island.

These four methods can directly cool individuals by decreasing temperatures of buildings and neighborhoods where those people reside. If employed extensively and in combination, these methods indirectly cool all city residents by reducing the urban heat island. Unlike emergency response alone, a built-environment strategy can reduce heat and prevent its adverse effects on health, the economy, and the environment.³¹

Governments Face Challenges

Many state and local governments have adaptation plans.³² Most offer aspirational language and general policies; few provide concrete steps for action. Adaptation planning is complex; many choices exist for adapting, and deciding among them is challenging. When governments face intense budgetary pressures, adaptation planning competes with other priorities.³³ Yet another complication is that an effective strategy usually requires multiple agencies to cooperate, which can be difficult. Finally, many communities may be stymied by political barriers. They may prefer to wait for the federal or state government to take action first (or to direct communities to do so, preferably by providing some guidance and resources) or they may be sensitive to the prevailing sentiments about climate change in their communities.³⁴

Complex choices

Once a local government decides to develop an adaptation plan, officials must decide which combination of built-environment options (changes to roofs, pavements, etc.) will best serve their objectives. Then, for each option, they must choose which combination of policy tools (e.g., zoning incentives or purchasing preferences) will work best. For example, if cool pavements would advance the heat adaptation goals, how can the government increase their use? Require agencies to use them? Encourage developers to use them through tax breaks or other incentives? Test them in small areas to gauge their effectiveness first? With at least 10 policy tools for each of the four methods to help cool communities, governments need a menu of choices and a summary of the cost and benefits for each item on the menu.

Local governments can maximize positive tradeoffs by considering that not all of their residents are equally affected by heat. As discussed above, low-income, elderly residents are most vulnerable, along with infants, children, and socially-isolated citizens.³⁵ Given limited resources, use of cool pavements and other tools in a city-wide effort would not have as much impact as concentrating on neighborhoods where areas of higher temperatures (caused by small-scale heat island effects) coincide with the highest proportion of vulnerable residents.

In order to prioritize neighborhoods or blocks where adaptation could begin, local governments can identify areas of most urgent need in several ways. First and most simply, local planners, social workers, and agencies on aging may have some idea of where their most vulnerable residents live. Second, GIS mapping is now commonly used by local governments and can identify targets based on census data such as age, socio-economic status, etc. Heat islands can be identified by surface temperature and air temperature measurements.³⁶ By overlaying the vulnerable areas with the heat islands, local governments can conserve resources for adaptation, protect the most vulnerable residents, and improve energy efficiency.

Limited resources and authority

Each of these decisions requires decision makers to assess trade-offs. Environmental and economic impacts, both in the short- and long-term, change with different methods and tools. Many local governments are unsure whether they have the legal authority to act without running afoul of state or federal laws.

Some governments are already using policy tools that reduce heat islands, although those tools may be directed primarily at different purposes. Milwaukee, for example, promotes green roofs as a tool to manage its stormwater.³⁷ By promoting green roofs in areas identified as heat islands, Milwaukee could solve two problems at once. The city does not need any new authority or funding to make this change, given the tools already in place. Many local governments already have urban forestry initiatives or other programs that can be expanded for adapting to urban heat.

Agency coordination

The diversity of built-environment methods for adapting to urban heat requires the coordination of several local agencies. Increasing urban tree canopy, for example, might require participation from the local urban forestry office as well as from the departments of transportation, parks and recreation, planning, and zoning. Local governments may struggle to align the interests and priorities of this many agencies. As with limited resources, building on existing partnerships and relationships may be a fruitful place for governments to begin their adaptation efforts before branching out to new efforts.

Climate skepticism

Many local governments may be faced with skepticism or outright hostility when talking about climate change with their staff and constituents. In some cases, they may feel that simply mentioning climate change will end the conversation about adaptation efforts. The measures discussed in this Tool Kit are important for addressing current weather variability and recognized risks and system stressors. Local government officials can choose to emphasize benefits such as energy efficiency, public health, sustainability, etc. For example, the Climate and Energy Project, a nonprofit group in Kansas, achieved a 5 percent reduction in energy use among six Kansas towns by starting a competition and focusing on the values of thrift, stewardship, and jobs.³⁸ The project deliberately never discussed global warming or climate change. Similarly, local governments can talk about adaptation to urban heat in terms of protecting their most vulnerable residents from weather extremes, saving energy and money, or creating jobs. Residents directly experience heat and may be more supportive of managing high temperatures to protect their health than they might be of other climate strategies.

Purpose and Methodology

Our purpose is to help local governments reduce the intensity of urban heat. Our methodology is to help them decide:

- Whether to use one or more of the built-environment methods, and
- Which policy tools they can use to implement the methods. They may already have authority to use a tool, or they may need new state or local legislation.

Different agencies usually manage the policies that govern the built-environment methods: roofs, pavements, and trees. This Tool Kit facilitates a multi-agency strategy. For example, a program to increase use of cool pavements might involve the department of health to identify areas of vulnerable residents, the department of transportation to set new policy about where and what type of cool pavements would work for roads and sometimes sidewalks, the office of procurement to set standards for evaluating bids, and the department of environment to coordinate efforts of all agencies.

Different agencies usually manage the policies that govern the built-environment methods... this Tool Kit facilitates a multi-agency strategy.

In this chapter, we introduce a framework that enables governments to decide whether and where they can promote use of cool roofs, green roofs, cool pavements, and urban forestry; the full descriptions of the criteria are located in Appendix 1 at the end of this Tool Kit. The framework uses two sets of criteria to weigh the pros and cons of each built-environment method:

- **Outcome criteria:** including heat reduction, public health improvement, energy cost reduction, and reduced environmental impact; and
- **Governance criteria:** including administrative and legal considerations.

Following the framework, we introduce four sets of policy tools—mandates, incentives, education, and infrastructure—that governments can use to implement their built-environment methods.

Subsequent chapters cover cool roofs, green roofs, cool pavements, and urban forestry. Each reviews the pros and cons of the method, applies the decision-making framework, and then outlines a menu of policy tools to implement that method. Within the four sets of tools, we explain under what circumstances each tool works best. Each chapter concludes with a list of “no regrets” tools—the tools for which the benefits outweigh the costs, regardless of whether the climate of your community is getting hotter, and regardless of your views about the causes of climate change.

The conclusion provides a summary and a comparison chart to show the circumstances for which each tool is best suited.

Framework for Decision-Making

We analyze each method in terms of four **outcome criteria**: heat, economic, public health, and environmental; these criteria will correspond to decision makers’ priorities and the physical realities of their urban areas.

Additionally, we assess the impact of two **governance criteria**: administrative and legal. With this governance analysis, local governments can determine whether a particular tool is within their current legal authority or administrative capacity.

Outcome Criteria

Our decision-making framework enables local governments to tailor the best heat adaptation strategies for their unique situations. This section describes both sets of decision criteria—outcomes and governance—and then outlines the sets of policy tools that we use in the following chapters. Following the lead set by our Sea-level Rise Adaptation Tool Kit³⁹, we organize the outcome criteria into four categories:

Heat: First and foremost, the built-environment method or policy tool must actually reduce heat. Considerations of geography and climate can influence whether cool roofs are economically viable as well as the levels of evaporative cooling from vegetation and permeable pavements. Land cover can guide local governments' choice to make pavements or roofs a higher priority. The proportion of new development versus established buildings will help to determine which method or tool (mandates, incentives, etc.) will most effectively reduce heat.

Public Health: Local governments' public health interest in reducing urban heat focuses primarily on equity and the needs of vulnerable populations. For a variety of reasons, low-income individuals and the elderly are more susceptible to heat-related illnesses,⁴⁰ and they may also suffer more from the effects of the urban heat island, such as poor air quality.⁴¹ These residents may also have less access to air conditioning⁴² or spend a higher percentage of their income on energy costs.⁴³ Therefore, local governments may choose to focus on identifying areas where heat islands are likely to affect vulnerable populations and then apply the heat-reducing methods to these high-need areas.

Environmental: All of the methods for reducing urban heat islands play a role in mitigating climate change as well as adapting, and several offer environmental co-benefits outside of their climate benefits. Three of the major co-benefits are lowering energy use, reducing air and water pollution, and improving stormwater management. These co-benefits will improve environmental conditions and public health.⁴⁴ Heat adaptation strategies can also help local governments address air pollution such as ground-level ozone and water quality from stormwater runoff.

Economic: When contemplating the financial impact of adaptation strategies, governments must take stock of the short- and long-term costs of each method, as well as the potential cost savings of each over time, and choose who will pay the costs. Some heat adaptation methods require large upfront investments; green roofs, for example, have initial costs ranging from \$10 to \$25 per square foot. However, building owners commonly offset this cost over time in energy savings and other co-benefits.⁴⁵ Incentive programs that encourage citizens to adapt may require more government funding than mandates, which would place the cost on private actors. Green roofs and some types of cool pavements may have greater maintenance costs over time as well. Local governments may draw from a variety of funds to pay for adaptation measures, including general funds as well as targeted taxes, fees, or charges.⁴⁶

Governance Criteria

Governance criteria are grouped into two categories:

Administrative: Program administration and the city's current practices may influence which strategies are most likely to work. Government organization, coordination with outside groups, and the level of participation of citizens and interest groups can strongly affect the success of various strategies. Authority for the various strategies may be divided among a number of government agencies, such as planning, public works, health, and environmental departments; coordination among these agencies will lead to better outcomes. Governments might evaluate whether opposition from interest groups could delay or prevent implementation of certain adaptation measures, particularly

those that are mandatory.⁴⁷ Because most local governments are not starting from nothing, they must consider how current policies fit with their adaptation goals. In order to capitalize on current programs and policies that may work well, local governments may choose to build upon an existing urban forestry program, for example, rather than beginning an entirely new program from scratch.

Legal: Local governments will need to consider which tools fall within the authority that agencies already possess and which may require further granting of authority from either the local legislative body or the state legislature. In addition, certain methods or tools could conflict with current state or local law. For instance, existing building or paving standards may conflict with heat adaptation priorities.⁴⁸ To improve current laws, governments can consider consolidating the laws on a particular topic⁴⁹ or revising existing ordinances to better address heat adaptation needs. We have attempted here to identify potential legal obstacles for each local government to consider.

This framework is a starting place for local officials and an aid in decision-making. It is not a sufficient guide to the intricacies of every potential cost and benefit. Each jurisdiction’s strategy will be different than another’s based on local law, politics, and geography. The chart below provides a first look at how the four methods interact with these evaluation and governance criteria. Each of the chapters in this Tool Kit explores the methods in more detail, including evaluation of how local governments might implement each one.

TABLE 1 *Urban Heat Methods: How Decision Criteria Affect Choices*

Method	Outcome Criteria				Governance Criteria	
	Heat	Economic	Public Health	Environmental	Administrative	Legal
Cool Roofs	+	+	+	+	~	~
Green Roofs	+	~	+	+	~	~
Cool Pavements	+	~	+	+	~	~
Urban Forestry	+	+	+	+	~	+

Advantageous (+) The choice maximizes benefits and is feasible.
 Neutral (~) The choice may present mixed advantages and disadvantages.

Sets of Policy Tools

For each of the four heat-reducing methods (green roofs, cool roofs, cool pavements, and urban forestry), we identify the tools with which local governments can actually put the methods into practice. We organize the tools into four main sets: mandates, incentives, education, and government operations.

Government Operations are crucial when government is the owner and custodian of heat-sensitive assets: pavement, streetscapes, buildings, and urban forests. In this context, government can lead by example at the stages of land-use planning, building design, and choice of materials and landscaping. In most urban areas, the density of public paving and buildings means that an active government role— not merely acting as a role model— is crucial for reducing the heat island.

Mandates include tools that require public or private actors to perform an action or meet a set standard. Mandates are non-discretionary—i.e., an agency must use cool pavements for a certain project or property owners must include a cool roof on buildings over a certain size. Mandates can be implemented through building codes, zoning codes, procurement codes, etc.

- **Incentives** are used by governments to encourage a particular behavior. Incentives neither 1) set a particular standard to meet nor 2) specify only one way to meet it. For example, a local government could adopt a stormwater fee rebate for properties that build green roofs and thus reduce the amount of stormwater runoff. Grant programs would also fall under incentives.
- **Education programs** provide information on health, economic, and environmental benefits and costs. When benefits outweigh costs, education can be enough to stimulate voluntary adoption of heat-reducing methods. For example, a city could distribute information directly to homeowners about the energy savings they could realize from planting trees in optimal locations. The most influential audience is the development community: architects, engineers, commercial and residential developers, and construction companies. For them, governments can provide online information for heat-smart design and purchasing decisions. Demonstration projects—such as retrofitting government buildings—can test and validate the costs and benefits under local climate conditions.

There are scores of effective policy tools within these four categories. Choosing among them is difficult because (1) there are so many to choose from, (2) the tools are most likely to work in combination, as part of a coherent strategy, and (3) that strategy requires political will. It takes political will to coordinate multiple agencies. It takes political will to change last year's way of building streets and structures in order to achieve next year's reduction in heat and energy costs.

Starting with cool roofs, the next four chapters address each of these challenges. They provide an overview of benefits and costs, apply the framework for making local decisions about whether and where to use each method, and provide a menu of policy tools. We stress that this Tool Kit provides a framework and a menu, not cookie cutter solutions. In the short run, the local officials can use these tools to cool individuals and to save energy and lives on a small scale. In the long run, these tools will produce cooler, more livable cities.

Cool Roofs

*Urban areas are projected to get hotter, which will exacerbate the urban heat island effect.*⁵⁰ In urban areas, pavement has replaced vegetation and open areas—which provide shade and lower air temperatures—with pavement, buildings, and infrastructure—which absorb the sun’s light energy as heat during the day and release it overnight. Consequently, urban areas are on average two to five degrees F warmer than surrounding areas; they will warm further as the overall climate changes.⁵¹

In this chapter, we focus on installing cool roofs to reduce the urban heat island effect.⁵² Cool roofs reflect more light and absorb less heat than traditional roofs. Or in more technical terms, cool roofs have both a high solar reflectance (or albedo) and a high thermal emittance, so that much of the heat that is absorbed is quickly radiated back to the atmosphere.⁵³ As a result, cool roofs can be 50 to 60 °F cooler than traditional roofs.⁵⁴ Just as wearing light-colored clothing keeps people cooler, installing a cool roof lowers temperatures inside the building; attics and top floors receive the greatest cooling benefit from cool roof treatment.⁵⁵ In one study, cool roof treatment reduced the peak heat gain from the attic into the house by nearly 90 percent when combined with improved attic insulation.⁵⁶ The corresponding decrease in energy use for air conditioning may in turn help to mitigate the greenhouse gases emitted by the power generator.⁵⁷ According to Energy Secretary Steven Chu, “Cool roofs are one of the quickest and lowest-cost ways we can reduce our global carbon emissions and begin the hard work of slowing climate change.”⁵⁸

Cool roof materials come in a variety of colors from light to dark and are available for both low-sloped and steep-sloped roofs. They work for a variety of building types and aesthetic requirements.⁵⁹ Creating a cool roof can be as simple as spraying on a light-colored, paint-like coating. There are two basic types of coating that reflect more light and energy than a traditional roof.⁶⁰ Slightly more complex approaches include membranes that can be applied to the roof, roof tiles that reflect the sun much better than traditional tiles, cool-colored metal roofing, and asphalt shingles.⁶¹

Cool roofs mean cooler cities. A New York City study found that cool roofs on half of the available surfaces could lower the air temperature by 0.3 degrees F.⁶² Even such a small change yields great reductions in energy use, the likelihood of blackouts, and threats to public health.⁶³

Local governments have a wide variety of policy tools available to promote cool roofs, including building codes, grant programs, utility rebates, and others. Incorporating goals for increasing the number of cool roofs into a comprehensive or general plan can be an important prerequisite step to later changes to building or zoning codes. Comprehensive or general plans contain a jurisdiction’s long-term vision for development and set zoning and other policies, goals, and objectives that direct future growth.⁶⁴ By incorporating cool-roof-friendly goals in these plans, local governments can guide zoning authorities in prioritizing cool roofs and other policies that lessen urban heat islands. Philadelphia’s new cool roof law, for example, which will require cool roofs on all new residential and commercial construction, grew out of the city’s goal to reduce energy consumption contained in the city’s comprehensive sustainability plan.⁶⁵

Likewise, the General Plan for the Town of Gilbert, Arizona includes an environmental planning element that “addresses anticipated effects on water quantity and quality, air quality, and cultural resources.”⁶⁶ To achieve the town’s vision of

a sustainable economy and a high quality of life, the goals of the Gilbert General Plan include reducing the urban heat island effect. The plan further lists specific policies that can help achieve this goal, including forming partnerships to increase awareness of urban heat islands and promoting education and awareness of cool roof products and implementation mechanisms. Gilbert continues to adopt policies, including issuing design guidelines for cool roofs, in pursuit of this goal.⁶⁷ Adoption of some of these policies by local government sets the stage for collaboration by multiple agencies over the long term.

This chapter discusses the various policy tools available to local governments, along with the benefits and challenges of these tools, and provides guidelines to help governments decide how and when to use mandates, incentives, education, and public buildings to promote cool roofs. The chapter concludes with a comparison chart to help select policy tools.

Benefits and Challenges of Cool Roofs

Benefits of Cool Roofs

Cool roofs have many private and public benefits. Public benefits include reducing urban heat and decreasing smog formation,⁶⁸ thus improving the health of the community's residents—especially for seniors, children, and people with asthma.⁶⁹ By lowering energy use, cool roofs also ultimately reduce air pollution and greenhouse gas emissions.⁷⁰ Private property owners benefit from lower energy costs,⁷¹ and cool roofs can extend the life of roofs by reducing the variability of roof temperatures, which damages traditional roofs.⁷²

Cool roofs' versatility makes them applicable for many types of buildings. Roofs typically make up an average of 20-25 percent of a city's land cover.⁷³ The National Aeronautics and Space Administration (NASA) concluded that cities such as New York may have more rooftops with the potential to adopt cool roofs than green roofs.⁷⁴ Green roofs (see next chapter) require greater structural support than traditional roofs and relatively low slopes, cool roofs do not impose such structural requirements.⁷⁵ Cool roofs are also cheaper. The added cost of installing a cool roof instead of a traditional roof is only five to twenty cents per square foot,⁷⁶ whereas green roofs might cost ten to twenty five dollars more per square foot.⁷⁷

Challenges of Cool Roofs

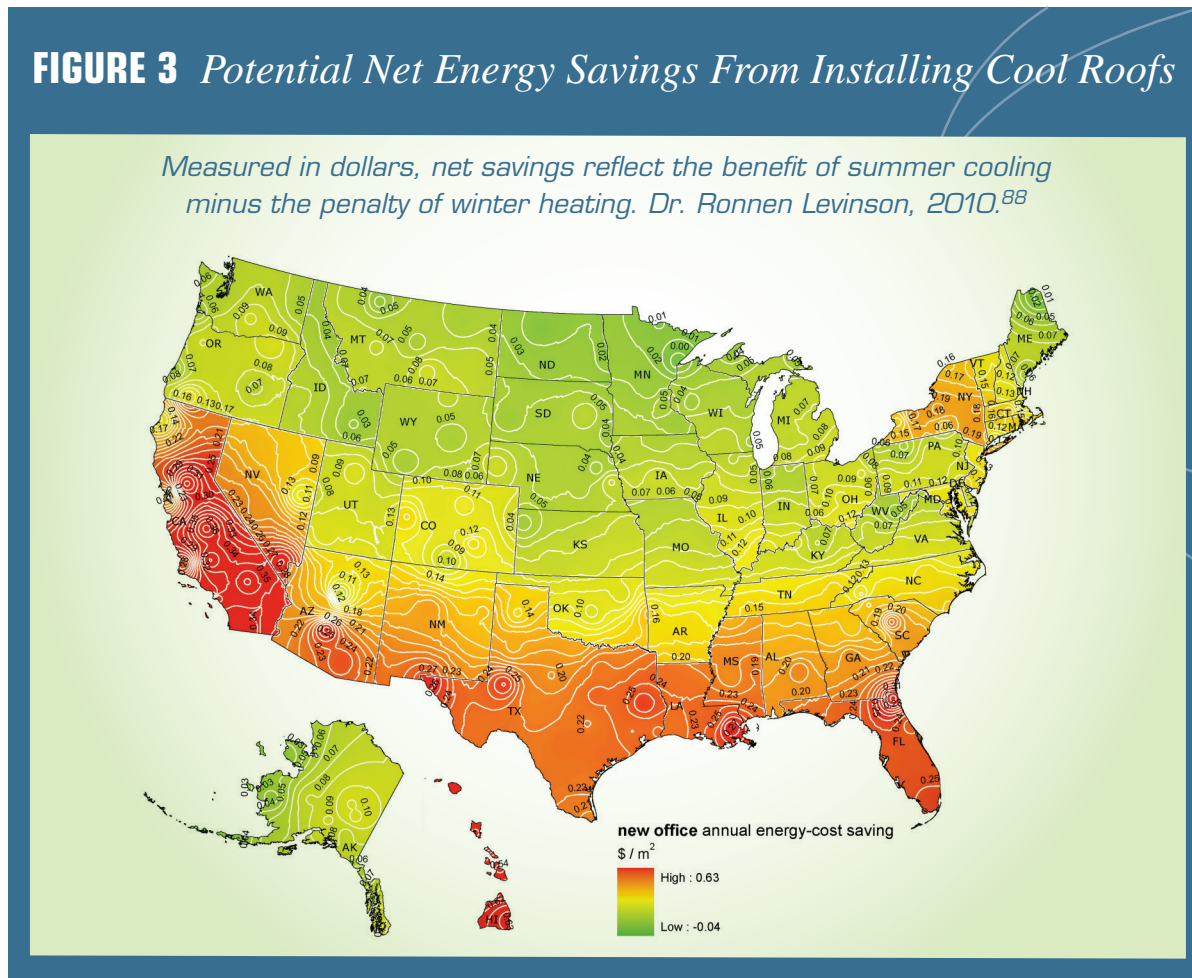
Weathering, location within a city (relative to a heat island), and climate (northern latitude) can all lessen the benefits that cool roofs offer.⁷⁸ While cool roofs require less upkeep than green roofs, they are not maintenance-free. Cool roofs generally have initial reflectance levels of 55 to 90 percent, compared to traditional roofs' five to 25 percent.⁷⁹ Unfortunately, weathering and dirt accumulation can lower the solar reflectance of cool roofs over time; studies have found an average decline of 15 percent in solar reflectance after the first year, with less significant additional declines over the next five years.⁸⁰ However, studies also have found that washing can restore nearly all of the original solar reflectance. Whether the energy savings are larger than the costs of washing depends on the local climate and building insulation levels.⁸¹ Yet even after weathering, cool roofs are usually more reflective than traditional roofs, suggesting that they are worth the slight cost premium.

Cool roofs pose different benefits and challenges than do green roofs. First, while cool roofs keep buildings cooler than do traditional roofs, they still trap more heat than green roofs.⁸² As Stuart Gaffin, a scientist at Columbia University's Earth Institute, points out, cool roofs reflect sunlight away from themselves, but they can bounce the light onto taller neighboring buildings, warming those buildings instead.⁸³ They can also cause unwanted glare.⁸⁴ Cool roofs therefore might best be

used sparingly on shorter buildings. Where roof height is uniform, cool roofs have a consistently beneficial effect. Also in comparison with green roofs, cool roofs provide fewer environmental benefits such as reducing stormwater runoff, lessening pollution runoff, and capturing greenhouse gases and particulate matter.

The amount of benefits that building owners and communities receive from cool roofs also varies with regional location. Cool roofs make more economic sense where energy prices are high. For example, Baltimore, Maryland, and Richmond, Virginia, have similar climates, but the price of electricity in Baltimore is 60 percent higher than in Richmond.⁸⁵ An equivalent percentage reduction in energy use will therefore save more money in Baltimore.

Recent research suggests that cool roofs may not provide as much global cooling as earlier studies had posited. A new study by Stanford professor Mark Z. Jacobson modeled the outcomes of converting every roof in the world to a cool roof and found 1) that urban heat islands provide approximately 2 to 4 percent of gross global warming⁸⁶ and 2) that heat islands can be lessened on a local level by incorporating cool roofs.⁸⁷ The study also found that global adoption of cool roofs would change the way clouds develop locally and may not decrease global temperatures.⁸⁹ The model did not, however, factor in reduction of energy use due to cooler indoor temperatures, which in warm climates is significant.⁹⁰ These conclusions have been challenged by others in the field as making perhaps questionable assumptions and potentially drawing conclusions from numbers that are statistically insignificant.⁹¹



Source: Lawrence Berkeley Laboratory, Heat Island Group.

Another study confirms that cool roofs do not provide a net economic or environmental benefit in areas with extremely cold winters and relatively mild summers. These areas would experience higher heating costs in winter, because of the heat-reflecting effect of cool roofs. The added winter costs would be greater than any savings from reduced cooling costs in summer.⁹² However, cool roofs usually reflect less light and heat in winter than in summer, due to the lower position of the sun in the sky, increased cloud cover, decreased daylight hours, and snow cover.⁹³ Moreover, changes in climate in the future may make cool roofs economically attractive even in these areas because of rising temperatures.

Cool roofs can extend the life of roofs, reduce energy costs, and help residents stay healthy during periods of high urban temperatures.

Cool roofs can extend the life of roofs, reduce energy costs, and help residents stay healthy during periods of high urban temperatures. However, cool roofs only provide these benefits when used in appropriate locations in appropriate manners. Cool roofs may work best in neighborhoods with uniform building height in hot, sunny areas. Being aware of these geographic constraints allows governments to choose the best policies for their particular circumstances.

Decision-Making and Cool Roofs

Cool roofs are cost effective in most temperate-to-warm locales, but governments must still answer two specific questions: First, in which neighborhoods are cool roofs beneficial? Second, which policy tools are optimal for the community? The local climate and neighborhood characteristics will inform where adopting cool roofs will be most appropriate.

Outcome Criteria

Heat: Local weather patterns have a major impact on where cool roofs make economic sense. As discussed above, governments need to weigh the lower summer cooling costs against potentially higher winter heating costs. In most U.S. climates, the summertime benefits of cool roofs are greater than the winter heating penalties, particularly in areas where the roofs are likely to be covered with snow for much of the winter.⁹⁴ However, in some cold, cloudy northern climates, cool roofs will not be the best option.⁹⁵ But governments must also consider expected changes in climate. In many parts of the United States, temperatures will rise and precipitation patterns will change. So evaluating cool roofs based purely on current conditions may fail to consider their ability to help in the future.

Cool roofs can work on many buildings that cannot bear the weight of green roofs or which are too steep for green roofs. However, although cool roofs can physically work on many structures, they are best used in particular neighborhoods and with certain building combinations. For example, cool roofs on relatively short buildings surrounded by higher buildings may reflect light and transfer heat to the taller buildings.⁹⁶ Additionally, they can lead to unwanted glare for residents or workers in those taller buildings.⁹⁷ The cooling effect of cool roofs is also largely limited to levels just below the roof. Lower floors in tall buildings get little or no benefit. So cool roofs are especially beneficial in areas with one- or two-story buildings.⁹⁸

Economic: In temperate-to-warm climates, cool roofs are cost-beneficial because of their relatively low cost and their potential for longer-term cost savings in energy use. Depending on type, cool roofs can cost zero to 20 cents more per square foot (zero to five or ten cents for most types of cool roofs) compared to traditional roofing.⁹⁹

The savings in energy typically outweigh this upfront investment. One California study found average savings of 47 cents per square foot, even after accounting for a slight increase in heating costs.¹⁰⁰

Public Health: Local governments can use cool roofing programs to fulfill environmental justice needs by identifying

neighborhoods with vulnerable populations and promoting cool roofs in those areas. Local officials can use GIS mapping and their own local knowledge to identify concentrations of their most vulnerable citizens (elderly, low socio-economic status, children, and those with chronic respiratory disease) and to find where those concentrations intersect with urban heat islands. In times of tight budgets, targeting cool roof initiatives to help the most vulnerable people can ensure that any money spent is highly effective.

Environmental: Cool roofs reduce energy consumption and therefore help to mitigate climate change. In addition, the reduced urban heat helps curb ozone formation and the reduction in electricity use lowers emissions of several air pollutants including air toxics. However, cool roofs do not help to manage stormwater as green roofs do.

Governance Criteria

Administrative: Cool roofing materials are similar in cost and design to traditional roofs and so are easy to incorporate with current practices.¹⁰¹ Increasing the construction of cool roofs may require government spending (likely in the form of tax breaks, grants, or rebates) or a mandatory requirement in the local building code. While incentives require money, mandates may be politically unpopular with property owners and developers, and are less likely to cause cool roofs to be built in older and highly-developed neighborhoods. Current practice within the jurisdiction, including whether builders are familiar with cool roof installation, may influence whether cool roofs are a priority for local governments to encourage and/or require.

Legal: Any action local governments take clearly has to be within the scope of their authority. Mandatory requirements in building codes are likely to require a legislative change by the local council, as will a new tax incentive or fee rebate. If local governments remain within their scope of authority, however, and if they are careful not to impose mandatory requirements on existing buildings (barring substantial renovations), they should face few legal challenges to promoting cool roofs.¹⁰² Local governments with cool roof incentive programs or zoning bonuses already in place may be able to target cool roofs more closely to urban heat islands, thus increasing the “bang for the buck.”

TABLE 2 *Cool Roofs: Summary of Benefits & Costs*

Method	Outcome Criteria				Governance Criteria	
	Heat	Economic	Public Health	Environmental	Administrative	Legal
Cool Roofs	+	+	+	+	~	~

Advantageous (+) The choice maximizes benefits and is feasible.
 Neutral (~) The choice may present mixed advantages and disadvantages.

Policy Tools to Increase the Use of Cool Roofs

A city or county can increase the use of cool roofs through changes in government operations, public education programs, incentives, mandates, or combinations of these. A local government has the most control over its own operations, making this category a logical place to begin.

Government Operations

Using cool roofs on government buildings can save money in energy costs. In addition, government action can also have the important effect of demonstrating the cool roof techniques and benefits to developers and residents (see Public Education below for more detail).

For example, Tucson, Arizona, installed a cool roof on the Thomas O. Price Service Center in June 2001 to “help educate residents along with representatives of industry and local government ...”¹⁰³ The Price Center is a one-story office building with a 28,000 square foot roof that the city retrofitted with a white coating.¹⁰⁴ Even though the Price Center had already lowered its energy usage through internal upgrades, such as efficient lighting systems, the roof resulted in a nearly 50 percent reduction in the energy used to cool the building.¹⁰⁵

TABLE 3 *Government Operations for Cool Roofs*

Pros	Cons
Direct control over facilities	Facility may not be within a heat island
Saves money over time	Requires upfront investment

The city is saving \$4,000 a year and expects to recoup the cost of the roof, \$24,993, in about six years.¹⁰⁶ The relevant policy tool here is procurement; governments will need to write their bid specifications to include cool-roof materials or performance characteristics.

Mandates

Many local governments require property owners to build cool roofs by setting standards in their building codes or green building programs. Focusing on new development is cost-effective because installing a cool roof on a new building is comparable in cost to a traditional roof, whereas retrofitting an existing roof with a cool roof can be more expensive.¹⁰⁷

TABLE 4 *Mandates for Cool Roofs*

Pros	Cons
Ensures use in new buildings	Excludes most existing buildings
Low cost for government	Additional cost for property owner
Requires standard setting	

Building Codes and Green Building Programs

Building codes are the primary vehicle for mandating that new construction projects include reflective roofs. Local governments use building codes to set standards for individual building types (i.e., residential, commercial, etc.).¹⁰⁸ Green building programs prioritize methods of building that preserve and protect human and environmental health.¹⁰⁹ Building codes apply mainly to new development; however, local governments can incorporate requirements for retrofits or repairs into building codes as well. Including a cool roof requirement in a building code places the cost of installing a cool roof primarily on the building owner; however, for new development this cost is similar to that of a traditional roof.¹¹⁰ Whether a roof is new or retrofit, its cost is usually financed over period of years to match the savings.

Several building standards include cool roofs among their options to earn points for certification. The American Society of Heating, Refrigerating, and Air-conditioning Engineers (ASHRAE), promotes the sustainable use of heating, ventilating, and air-conditioning. ASHRAE developed energy-efficient design standards for commercial and residential buildings in response to the 1970s energy crisis. Today, many local and state governments incorporate these standards, which include points for cool roofs, into their building and energy codes.¹¹¹ The U.S. Green Building Council has developed a green building certification and rating system called LEED (for Leadership in Energy and Environmental Design); some local governments use LEED standards in creating incentives for private property owners or requirements for publicly owned buildings.¹¹² The International Code Council (ICC), a standard-setting body for many building and other codes, released the International Green Construction Code (IgCC) in draft form in 2010. The IgCC is intended to provide a model for state and local governments to adopt sustainable and green building practices; a new version will be released in spring 2012.¹¹³ All of these standards incorporate cool roofs and can be incorporated into the building code as either mandatory or voluntary standards. Following are some examples of mandatory standards that require cool roofs specifically.

Building codes apply mainly to new development; however, local governments can incorporate requirements for retrofits or repairs into building codes as well.

Frisco, Texas, became the first city in the United States to adopt a program to require green building practices for residences in May 2001, followed by a commercial green building program in 2004.¹¹⁴ In 2006, Frisco expanded its commercial green building program.¹¹⁵ Frisco chose a mandatory program over voluntary in order to “to give future generations the legacy of environmental sensitivity, functionally efficient homes, and a commitment to conservation.”¹¹⁶ The program requires that “100% of all [commercial] roof areas shall comply with the specifications of the Environmental Protection Agency’s Energy Star Cool Roof Program, as it exists or may be amended.”¹¹⁷ Projects can also be recognized as energy efficient and earn an Energy Star designation from the federal EPA by using Energy Star approved products, among other criteria.¹¹⁸ By November 2009, city officials estimate that nearly 13,000 green or Energy Star homes had been built in Frisco, with an average annual energy savings of over \$400 per home.¹¹⁹

Other cities have followed Frisco’s example. In May 2010, citing the environmental and financial benefits, Philadelphia passed a law that requires many new residential and commercial buildings to include cool roofs, a law that the Council considers to be relatively cost-neutral.¹²⁰ The city limited the law to roofs with low or no slope, which covers many row houses and commercial buildings but excludes many single-family homes.¹²¹

Incentives

In addition to mandates, governments can promote cool roofs through incentive programs, such as grants, which offset initial costs of cool roof installations, or rebates, which offset ongoing energy costs. Incentives reduce the costs borne by

property owners; however, they can potentially be expensive for local governments compared to mandatory programs, depending on the size of the incentives and the scope of property owners and developers who qualify. Their political viability will likely depend on the size and status of the city budget, along with these other factors.

Governments can target incentive programs to both new development and existing structures, which are harder for mandates to reach because it is not feasible for governments to require private building owners to retrofit their roofs. Likewise, governments can target incentive programs to types of buildings to reduce the unwanted glare sometimes associated with cool roofs, or to particular neighborhoods to focus on the community’s most vulnerable residents.

TABLE 5 *Incentives for Cool Roofs*

Pros	Cons
Applies to existing and new buildings	May result in less use than mandates
Property owners bear less cost	Government has to pay for incentives
May be more politically feasible than mandates	

Grant Programs

Grant programs require governments to have funds on hand for distribution. However, governments can limit both the amount of money available for grants and the duration of the grant program in order to control costs. The Toronto Eco-Roof Incentive Program provides grants for private individuals to retrofit existing structures with cool or green roofs, and to include green roofs on some new developments.¹²² The program, created in 2009 and set to run for three years, has already approved over 50 grants, leading to over 90,000 square meters of “eco-roofs,” a term that encompasses cool and green roofs. The program defines cool roofs as systems to reduce the urban heat island effect; they can be either a coating applied over an existing roof system or a new waterproofing membrane, a sheet that is fastened over the entire roof. Standards vary by the slope of the roof, with low-sloped roofs needing higher reflectance ratings.¹²³ Eligible cool roof projects can receive two to five dollars per square meter, up to a total of \$50,000.¹²⁴

Rebate Programs

Many local utilities offer rebate programs to building owners who install cool roofs. The rebate is essentially a payment or reduction in the building owner’s utility bill and helps to pay for some of the costs of installation. The Cool Roof Rating Council, a neutral non-profit organization that rates the radiative properties of roofing materials, lists 30 such programs.¹²⁵ Utilities can limit their programs by duration, type of building, type of structure, or type of roof in order to target particular structures or to limit costs.¹²⁶

Unlike grant programs, which require governments to set aside money from the outset, utility rebates have relatively few upfront costs and directly link the private incentive to the public benefit of reducing energy use. Rebates may be particularly useful in urban areas with a high potential for energy conservation but with low electricity rates. The rebates translate the energy conserved into a financial incentive that is otherwise lacking for the building owner to switch to a cool

roof.

For example, the Sacramento Municipal Utility District (SMUD) operated the United States' first cool roof program for commercial buildings from 2001 through 2005. During this period, the State of California issued a state requirement for nonresidential buildings with low-slope roofs to include cool roofs or additional roof installation.¹²⁷ In 2007, SMUD initiated a residential cool roof program as well, under which customers receive energy rebates if they retrofit their roofs with Energy Star rated cool roof products and have an electric central air conditioning system. New construction is not eligible for the rebates, likely because cool roofs on new construction make financial sense without rebates.¹²⁸ Cool roofs can earn rebates of 10 to 20 cents per square foot depending on the slope of the roof.¹²⁹ Local governments will need to negotiate with utility companies (public or private) or the public utility commission to establish a rebate program; it may require state legislation.

Public Education Programs

Public education programs include training, direct outreach to contractors and the public, and demonstration projects. Even if a city decides to primarily use incentives or mandates, education programs can support a comprehensive cool roof strategy. A public that understands the potential benefits of cool roofs and the dangers of the urban heat island helps to build support for mandatory programs and to raise the necessary awareness to make incentives more widespread. Governments can also raise public awareness through direct campaigns to educate citizens on cool roofs, including explaining the technologies available and the potential benefits of implementation. These campaigns can take the form of seminars, workshops, short videos, or direct mailings. Governments can also use education programs in public schools to teach the next generation of leaders about the importance of cool roofs.

TABLE 6 *Public Education for Cool Roofs*

Pros	Cons
Low cost for government	Less direct means of increasing use
Relatively low administrative effort for government	Lower results if used alone

Demonstration Projects

The Price Center in Tucson (noted above) serves as a demonstration project for the city. After retrofitting the office building with a cool roof, the city commissioned a study to evaluate the energy savings. The findings of significant energy savings (50 percent reduction in cooling costs) prompted the city to continue to retrofit other buildings and to promote adoption of cool roofs more broadly.¹³⁰

Training

Local governments can help building owners reduce expenses in switching to cool roofs by training them to install the roofs. NYC °CoolRoofs aimed to coat one million square feet of rooftop in the city with a reflective white coating by October 2010.¹³¹ Working with teams of volunteers, the program coated city building roofs, worked with non-profits to

coat their roofs, and provided private building owners with a “do it yourself kit” and a list of vendors who supply coating material at a discounted rate.¹³² The city surpassed its goal and coated 1,168,369 square feet.¹³³

Public Education and Media Campaigns

Governments can also use public education and media campaigns to raise awareness about cool roofs. The Houston Advanced Research Center (HARC) is a nonprofit organization that promotes sustainable development and sponsors

the Cool Houston! Program. The program published a plan to reduce the heat island effect by changing the surface of Houston, in part through the use of cool technology on flat roofs.¹³⁵ Of the plan’s six components, three are education-based: creating visible public partnerships, providing information on cool roofing, and increasing public awareness.¹³⁶

HARC hopes to lead by example by installing cool roofs on public buildings. It is also raising public awareness by targeting information to building owners and managers.¹³⁷ Toward this goal, Cool Houston! has developed a direct mail campaign that provides information on three methods to cool the city—cool pavements, reflective roofing, and urban trees. The flyer explains the importance of adopting each strategy, lists the strategy’s benefits, and provides an example of a location that has adopted the option.¹³⁸



Mayor Bloomberg and former Vice President Al Gore paint rooftops of participating buildings white.

Image from NYC Service.

Conclusion

Cool roofs assist with adaptation to climate change by reflecting sunlight away from buildings to make them cooler and to reduce urban heat.¹³⁹ While cool roofs are beneficial in temperate climates, there are some neighborhoods, structures, and northern climates where they may not be cost-beneficial. However, for most urban areas and neighborhoods, there are several “no-regrets” policies that all local governments facing increases in heat may wish to consider. These policies are beneficial even under current climate conditions, regardless of projected changes.

- **Help establish utility rebate programs for cool roofs.** Cool roofs lower peak energy demand and reduce the likelihood of brownouts and blackouts. Utilities benefit enough from cool roofs that the utilities may be willing to grant rebates for the roofs’ installation (assuming that rate-base authority is in place). In essence, a rebate is self-financing. Local governments can reap the benefits with relatively little direct expenditure, while supporting the

reliability of the electricity grid and reducing emissions from power generation, particularly during peak cooling times.

- **Building code standards for new buildings with low-slope roofs.** Flat and low-slope roofs can be retrofitted with cool roofs without risk of glare to neighboring buildings; changes to the building code ensure that new construction will be more energy efficient and will help to reduce the heat island effect. The requirement can be tailored to particular building types (commercial, residential, etc.) and/or buildings over a certain size. A revision of this type will likely require local legislation.
- **Guidelines in general plans.** Inclusion in design guidelines or general plans will likely lead to future adoption of cool roofs.
- **Use on city-owned buildings with low-slope roofs.** Local governments can lead by example to demonstrate the benefits of cool roofs to private residents. The governments will recoup the cost premium with energy savings over a short period of time.

TABLE 7 *Decision-Making and Cool Roofs: How the Criteria Affect Tool Choices*

	Outcome Criteria				Governance Criteria	
	Heat	Economic	Public Health	Environmental	Administrative	Legal
Government Operations						
Government Facilities	+	+	+	+	~	+
Mandates						
Building Codes & Green Building Programs	+	+	+	+	~	~
Incentives						
Grant Programs	~	~	+	+	~	~
Rebate Programs	~	~	+	+	~	~
Public Education						
Demonstration Projects	~	+	+	+	~	+
Training	~	+	+	+	+	+
Media Campaigns	~	+	+	+	+	+

Advantageous (+) The choice maximizes benefits and is feasible.

Neutral (~) The choice may present mixed advantages and disadvantages.

Green Roofs

Traditional roofs absorb sunlight and radiate heat into the surrounding air.¹⁴⁰ Vegetation on green roofs shades the roof and cools the air through evapotranspiration.¹⁴¹ These effects cool green roofs by 100 °F compared to traditional black roofs.¹⁴² The cooler roofs transfer less heat to the ambient air.¹⁴³ Green roofs do not have as great a cooling effect on air temperatures as ground-level vegetation does, but they have the advantage of not taking up additional land and of keeping building occupants cooler.¹⁴⁴

Green roofs are increasingly being installed by local and state governments. Chicago City Hall, which installed its green roof in 2001, was one of the first municipal buildings to feature a green roof. In 2012, local governments from Roanoke, Virginia, to Lake Station, Indiana, have installed green roofs to save energy costs, reduce stormwater runoff, and reduce heat islands.¹⁴⁵

After introducing the two types of green roofs—intensive and extensive—this chapter applies the decision-making criteria to show under what criteria green roofs work best, and summarizes the benefits and challenges of installing green roofs. Finally, the chapter provides guidelines for implementing green roof policies through government operations, education programs, mandates, and incentives. The chapter concludes with a list of “no regrets” policies that are beneficial regardless of the impacts of climate change.

Types of Green Roofs

Green roofs are made up of several layers: a waterproof membrane to protect the underlying roof, a drainage layer, a growing medium such as soil, and the plants themselves.¹⁴⁶ The two basic types of green roofs—extensive and intensive—vary in the depth of growing medium and the amount of vegetation.¹⁴⁷

Extensive green roofs have a thinner layer of soil and vegetation and are the simpler, lower-maintenance option. Plants used on these roofs include sedum (a hardy flowering plant) and/or herbs¹⁴⁸ that have minimal maintenance requirements.¹⁴⁹ Extensive green roofs can be up to seventy pounds lighter per square foot than intensive green roofs; they are a good option for buildings that cannot support an intensive green roof.¹⁵⁰ Green roofs need flat or low-slopes (up to 30 degrees) in order to support the vegetation.¹⁵¹ Because of their thin growing medium and vegetation layer, extensive green roofs cannot capture as much water as intensive green roofs, which means that extensive roofs do not manage stormwater to the same degree.¹⁵² Water retention decreases with the slope of the roof.¹⁵³ Roofs that are accessible to the public often require safety precautions such as handrails. Extensive roofs are less likely to be publicly accessible, which reduces their complexity and costs.¹⁵⁴

Intensive green roofs have deep layers of growing media that can support a diverse array of plants from herbs and sedum up to full-grown trees.¹⁵⁵ Intensive green roofs are much heavier than extensive roofs because of their added depth, heftier plants, and retained water. As a result, they require more structural support. They also require irrigation and fertilization to maintain the plants.¹⁵⁶ Intensive green roofs work well for commercial buildings or parking garages that have the necessary structural strength.¹⁵⁷

Benefits and Challenges of Green Roofs

In addition to lessening urban heat, green roofs help decrease energy use, improve air quality, and reduce stormwater runoff.¹⁵⁸ Whether or not urban areas continue to warm, these benefits can make green roofs a valuable investment. This section explains these benefits, which vary by region, type of roof, and design. Green roofs, however, are not without challenges: They require greater structural support than cool roofs, are expensive, and may provide somewhat less global cooling effect than cool roofs, although they may be more effective for local cooling.

Benefits to Residents and Building Owners

Cool roofs decrease summer cooling costs, but they can increase winter heating costs because they reflect heat year-round. In contrast, green roofs act as insulation and so can lower energy costs in both summer and winter.¹⁵⁹ Because green roofs retain heat indoors when the air is cold outside, they can be used in more northern climates where cool roofs are not recommended. The amount of energy savings will vary with the number of heating and cooling days in a locality and with local electricity costs.¹⁶⁰ By choosing appropriate vegetation for the region and type of roof, green roofs can be viable in many climates.¹⁶¹ Furthermore, green roofs lessen the temperature variability of roof surfaces and protect the waterproofing membrane from UV-radiation and ozone, which accelerate aging of traditional roofs' waterproofing.¹⁶² Therefore, green roofs can increase or even double the lifespan of a roof, saving the building owner money in the long term.¹⁶³

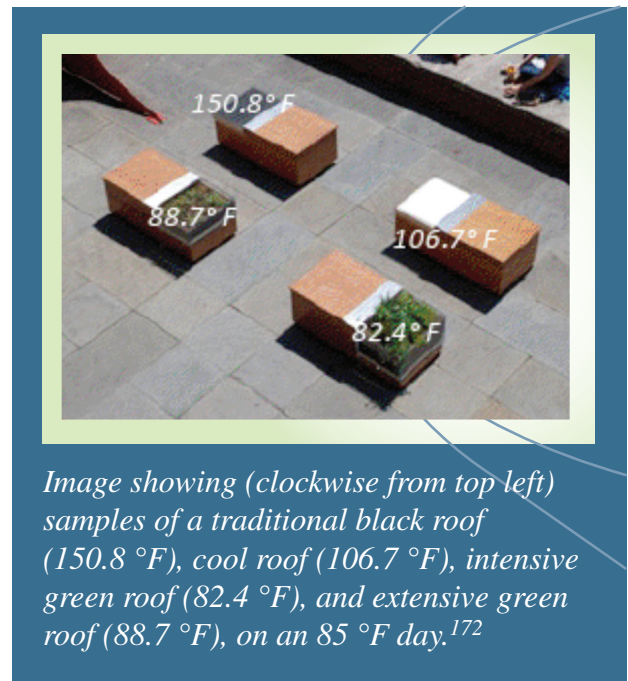
Additionally, green roofs improve human health.¹⁶⁴ Green roofs reduce the need for heating and air conditioning in the buildings below and provide a cooler and safer environment for residents.¹⁶⁵ This saves property owners money and reduces greenhouse gas emissions. In addition, green roofs act as sound buffers, reducing sound levels by as much as 50 decibels, depending on the roof depth.¹⁶⁶ In urban environments where residences are located near noisy airports, bars, or industrial parks, this reduction in outside sound is particularly beneficial. The roofs can also provide residents with space for meetings, gardening, and recreation, providing additional benefits to health and well being.¹⁶⁷ Some hotels are taking advantage of the extra growing space to cultivate herbs, flowers, and vegetables. The Fairmount Waterfront Hotel in Vancouver, for example, saves \$30,000 a year on food costs thanks to its rooftop garden.¹⁶⁸ Guests can tour the garden as well, benefiting from the exposure to green space in the city.¹⁶⁹

Public Benefits

The public also benefits from the ability of green roofs to improve air and water quality and reduce urban heat.¹⁷⁰ A demonstration project in Philadelphia found green roofs were actually cooler than the surrounding air, while a traditional roof was 65 °F hotter.¹⁷¹

By lowering the surface temperature, green roofs transmit less heat to the air above the roof.¹⁷³ While an individual green roof will help residents of that building adapt to urban heat, targeted adoption of multiple green roofs in a specific area can reduce the heat island effect.¹⁷⁴

Unlike cool roofs, green roofs also reduce stormwater runoff because, depending on the vegetation and time of year, they retain up to 90 percent of rainfall.¹⁷⁵ In urban areas that have combined sewer systems, green roofs help prevent heavy rain



from overwhelming the systems and causing untreated human waste to be discharged into waterways.¹⁷⁶ Such combined sewer overflows are increasing with increased precipitation levels that are resulting from warming, at great costs to communities. Green roofs can reduce these costs as well.

In addition to improving stormwater management, green roofs improve air quality and reduce greenhouse gas emissions, which in turn improve public health.¹⁷⁷ Green roofs filter air pollutants and capture greenhouse gases. One study estimated that a green roof measuring roughly 1,000 square feet could annually remove the particulate matter equivalent to taking 15 cars off the road for a year.¹⁷⁸ Green roofs also improve air quality indirectly by lowering energy demand, which reduces

One study estimated that a green roof measuring roughly 1,000 square feet could annually remove the particulate matter equivalent to taking 15 cars off the road for a year.

conventional air pollution and greenhouse gases.¹⁷⁹ But green roofs could increase pollen production, potentially exacerbating allergies and respiratory disease; careful weeding until plants are established can keep this harm to a minimum.¹⁸⁰

Some ecological benefits vary with type of roof. Extensive roofs that do not have public access to sensitive areas create safe habitats off the ground for insects, birds, and fragile flora.¹⁸¹ Intensive roofs can provide opportunities for urban food production, increasing access to fresh and healthy foods in traditionally underserved areas.¹⁸² Providing space for urban agriculture can help the local economy, increase access to fresh produce, and, in turn, reduce the greenhouse gases associated with shipping food.¹⁸³ It can also build social capital through multigenerational community engagement in

a neighborhood setting and help overcome the “nature deficit” that affects many urban youth and others.

In total, green roofs improve air and water quality and reduce energy consumption. They improve human health by lowering building temperatures and reducing unwanted sound. Green roofs provide aesthetic benefits, space for recreation and meetings, and opportunities for urban food production.¹⁸⁴

Challenges of Green Roofs

Green roofs need structural support for the weight of the plants, soil, and water. They do not work well on steep-sloped roofs and are generally more expensive than cool roofs.

Structural requirements limit the number of buildings that can support green roofs.¹⁸⁵ Green roofs weigh anywhere from 13 pounds per square foot for an extensive roof up to 100 pounds per square foot for an intensive roof.¹⁸⁶ To support this weight, existing structures may need upgrades to decking, roof trusses, joists, columns, or foundations; new construction needs to be engineered to support the full weight of a green roof.¹⁸⁷ To hold vegetation, a roof cannot exceed a slope of 45 degrees,¹⁸⁸ and intensive roofs with public access will need even lower slopes.¹⁸⁹ For buildings with too steep a slope, vertical gardens (or “green walls”) might be another option. Similar to green roofs, green walls are installed on the sides on buildings and can insulate a building and reduce runoff. An Anthropologie store in Huntsville, Alabama, installed a 2,000 square foot green wall on its south and southeast facades to protect the interior from heat transfer.¹⁹⁰

Apart from structural requirements, the largest barrier to installation of green roofs is the expense compared to cool roofs and traditional roofs.¹⁹¹ The price of an extensive green roof starts at \$10 per square foot and goes up to \$25 for intensive roofs.¹⁹² Annual maintenance ranges from \$0.75 to \$1.50 per square foot.¹⁹³ Maintenance costs drop for extensive roofs as the plants mature, but costs remain steady for intensive roofs, which require more care.¹⁹⁴ Repair costs for a green roof when leaks occur are also higher than for traditional roofing, because the green roofs have to be removed and reinstalled. Costs of repairs are similar to initial installation costs of \$3 to \$8 dollars per square foot.¹⁹⁵

Although green roofs cost more to install and maintain, owners can recoup some of these costs through energy savings and the increased longevity of the roof. A University of Michigan study found that while a 21,000 square foot commercial green

roof cost \$464,000 to install (compared with \$335,000 for a traditional roof), it saved about \$200,000 through reduced energy costs over its life span.¹⁹⁶ Those who can afford the initial cost premium of green roofs may therefore save money in the long run.

Finally, some evidence suggests that green roofs do not provide as much global cooling as cool roofs might. Cool roofs reflect the sun's energy into the upper atmosphere, thus cooling not only the surrounding area but the planet as a whole through the albedo effect.¹⁹⁷ Green roofs, by contrast, absorb water from their soil and emit it back into the air, where ambient heat converts the water into vapor, a process known as evapotranspiration.¹⁹⁸ While this cools both individual buildings and surrounding areas, the heat can be trapped near the earth by greenhouse gases.¹⁹⁹

Decision-Making and Green Roofs

The evaluation and governance criteria in this Tool Kit, in combination with the particular circumstances and priorities within each urban area, will guide local governments' decision-making regarding the best use of green roofs. Green roofs are a good fit for some but not all settings; governments can use the outcome criteria to discern where they work. Urban areas where most roofs do not meet the structural and roof slope requirements may not be able to encourage the widespread adoption of green roofs, at least on existing building stock; for instance, only a few of the 800 city buildings in Los Angeles are suitable for green roofs due to considerations of cost, engineering, and fire safety.²⁰⁰

Outcome Criteria

Heat: Because green roofs insulate buildings, the buildings are warmer in winter and cooler in summer; cool roofs, by contrast can raise winter heating costs in cold climates.²⁰¹

Economic: When considering green roof policies, local governments will need to consider who will be bearing the additional costs, depending on the policy tool. For example, requiring green roofs on new construction over a certain size clearly places the initial costs on the property owners, while incentivizing their use shares the cost between government and property owners. Regardless of who pays the upfront costs, however, the property owner captures the long-term savings. Because high cost can be a significant barrier to use of green roofs, local governments may want to support some of the financial burden of their construction.

Public Health: Although green roofs have many public health benefits, if financial support is not available, their high cost may result in relatively little installation and therefore less protection for the most vulnerable members of a community. Low-income residents are also more likely to live in older housing stock that is not structurally sound enough to support the weight of a green roof.

Environmental: Like many green infrastructure tools, green roofs are often encouraged and constructed for a particular purpose: stormwater management, heat island reduction, etc.²⁰² But like other green infrastructure, green roofs can improve air and water quality by filtering air pollutants, lowering energy use, reducing stormwater runoff, filtering pollutants in stormwater such as nitrogen, and delaying stormwater runoff.²⁰³ Because green roofs fulfill these functions, they are particularly valuable in areas that struggle with smog, pollution, or stormwater management—likely most large urban areas. By lessening heat islands, green roofs help to mitigate climate as well as adapt to it.²⁰⁴

Governance Criteria

Administrative: Supporting increased use of green roofs may require either government funding (due to the up-front costs), assistance with financing, or changes to the city's building or tax codes, depending on the preferred tool. Proposing

to require green roofs on new construction may be met with resistance from property owners and developers, and such requirements are likely to be effective only in areas with significant levels of new construction. For urban areas with older building stock located in their heat islands, requirements for new buildings to have green roofs may simply be irrelevant. Conversely, providing financial incentives for green roofs may be more viable politically but would require a stronger financial commitment.

Legal: Legal considerations are not likely to be a barrier to increasing use of green roofs as long as 1) governments do not try to impose requirements on property owners to retrofit their existing buildings with green roofs, and 2) local governments act within the scope of their authority. However, some policy tools may well require legislative changes to the local building code, tax code, or regulatory processes.²⁰⁵ Local governments with green roof incentive programs already in place should be able to target them more closely to areas that are heat islands, thus increasing the “bang for the buck” and protecting residents’ health while reaping all of the environmental and energy conservation benefits of green roofs.

TABLE 8 *Green Roofs: Summary of Benefits & Costs*

Method	Outcome Criteria				Governance Criteria	
	Heat	Economic	Public Health	Environmental	Administrative	Legal
Green Roofs	+	~	+	+	~	~

Advantageous (+) The choice maximizes benefits and is feasible.

Neutral (~) The choice may present mixed advantages and disadvantages.

Policy Tools to Increase the Use of Green Roofs

Local governments can promote the use of green roofs through government operations, mandates, incentives, educational programs, or some combination of these mechanisms. This section discusses how local governments can use the four sets of tools listed above to encourage green roof development, applies the evaluation criteria to determine when each tool works best, and provides examples of current implementations.

Government Operations

Local governments can build green roofs on government buildings in order to 1) reduce heat in targeted areas of the city; 2) save the government money in energy costs; 3) manage stormwater in the areas where it owns and manages property; and 4) serve as an example for private property owners.

TABLE 9 Government Operations for Green Roofs

Pros	Cons
Direct control over facilities	Facility may not be within a heat island
Saves money over time	Requires upfront investment
Manages stormwater in targeted area	Requires upfront investment
Also serves as demonstration project	

Government Facilities

Chicago’s City Hall Rooftop Garden saves the city over \$3,500 in annual energy costs.²⁰⁶ Chicagoans can see the roof from many taller buildings in the vicinity, which allows the public to view the roof and increases awareness of the garden.²⁰⁷ The garden incorporates both intensive and extensive systems, as well as over 150 varieties of plants.²⁰⁸ Chicago monitors air quality benefits and the temperature of the roof, which is almost 100 °F cooler than nearby roofs.²⁰⁹ The project helps the city better advise private developers who are interested in adopting green roofs because the city has tested the technology in Chicago’s climate. A benefit of working primarily on city-owned buildings is also that such changes are unlikely to require legislative action or changes in code.

Design Guidelines

Local governments can also incorporate green roofs into their design guidelines, which serve as a bridge between the general principles in comprehensive plans and the specific regulations contained in zoning and building codes. Design guidelines describe desired qualities for a district or building type and set quality standards that permitting agencies must use in reviewing proposals for new development or renovations.²¹⁰ Portland’s Central City Fundamental Design Guidelines call for buildings to “develop rooftop terraces, gardens, and associated landscaped areas to be effective stormwater management tools.”²¹¹ Portland agencies must consider rooftop integration among other approval criteria in evaluating building proposals;²¹² green roofs are among the options that developers must incorporate into their designs. Although



This visual shows the green roof on Chicago’s City Hall juxtaposed with the traditional roof of the county building next door, where temperatures are approximately 75°F warmer.

Source: Chicago Climate Action Plan, 2008.

green roofs were originally enacted in Portland as a stormwater management tool, they can be used by local governments to lessen urban heat islands as well.

Mandates

Mandates to require green roofs can be incorporated into zoning and building codes, either on a widespread basis or applied only to particular building types or districts. Mandates on new construction or substantial rehabilitation should result in a greater number of green roofs than incentives alone are likely to produce.

Because green roofs are costly to install, an unfunded mandate may be politically difficult compared to creating voluntary incentive programs. If the political climate is less hospitable for a broad mandate, local governments can lead by example and demonstrate how the requirements work on public buildings or projects receiving public funds. Alternatively, they could require that public buildings consider installing green roofs when repairing or retrofitting roofs.

TABLE 10 *Mandates for Green Roofs*

Pros	Cons
Ensures use in new buildings	Excludes most existing buildings
Low cost for government	Potential high cost for property owner
Requires standard setting	Can be politically tricky

Zoning Codes

Local governments use zoning codes to determine land use and development within delineated districts.²¹³ In many cases, imposing such a green roof requirement will necessitate a legislative change to the zoning code for the targeted zoning districts (residential, commercial, etc.). While local governments have used zoning codes in the past to provide development bonuses for green roofs, Seattle is one of the first cities to mandate green buildings under certain circumstances.²¹⁴ The Seattle City Council passed the Green Factor ordinance in 2006 (and expanded it in 2010) requiring new construction in commercial, neighborhood commercial, and multifamily residential zones to include additional planted area, which can include green roofs. Buildings accumulate points through the inclusion of various elements, such as green roofs, permeable pavements, or vegetated walls equivalent to a LEED silver status.²¹⁵ Building designers can fulfill the Green Factor requirement by including either an intensive green roof or an extensive green roof in combination with other elements such as permeable pavements and vegetated walls.²¹⁶ Giving green roofs proportionately higher points than other elements within such a system will help increase their numbers best.

Building Codes

Governments might choose to require green roofs through building codes, rather than zoning regulations, if they want to target a particular type of building in all districts, whereas zoning codes let cities target specific districts or land uses.²¹⁷ As with zoning codes, a change to a building code is likely to require local legislation.

In 2009, Toronto became the first city in North America to change its building code to mandate green roofs on all new development over a certain size. Under the Green Roof Bylaw, all new residential, commercial, institutional, and industrial development must incorporate a green roof. The law exempts buildings that are less than 2,000 square meters in ground area and residential buildings with fewer than six stories.²¹⁸ Developers are required to include green roof coverage on a sliding scale (depending on the size of the building), ranging from 20 percent coverage of available roof space for buildings

with under 5,000 square meters of floor area up to 60 percent coverage for buildings with greater than 20,000 square meters.²¹⁹ Furthermore, Toronto, along with Portland, Oregon, requires a minimum percentage of green roof coverage for all new city-owned buildings where practical.²²⁰

Incentives

Some local governments currently use a wide variety of incentives to encourage private building owners to adopt green roofs, including financial incentives, such as grants and tax credits; administrative incentives, such as allowing more buildable space than normally permitted for a given area (known as a floor-area-ratio, or FAR, bonus); and expedited permitting.²²¹ Because incentives allow individuals to choose whether or not to adopt a green roof and take advantage of the policy, they are less politically divisive than mandates. Additionally, incentive-based tools have the potential to reach both new construction and existing buildings, in contrast to a mandatory program’s limitation to new construction and to substantial renovations of existing buildings. The downside to using an incentive program, of course, is its voluntary nature—property owners can install green roofs or not, depending on whether the incentive is enough to shift their decision-making.²²²

Incentives directly address one of the biggest challenges to voluntary adoption: the added expense of adopting a green roof.²²³ Although financial incentives involve some upfront costs to the city, the community stands to benefit directly through lower stormwater runoff (therefore less need for water treatment or less risk of costly combined sewer overflows) and reductions in regional pollution that affects attainment of air quality standards and economic development. Administrative incentives have little to no government costs while still encouraging interested parties to adopt green roofs through time-saving measures and indirect financial benefits. On the other hand, administrative incentives will only apply to new development and to substantial renovations that are subject to permitting and zoning regulations, whereas financial incentives can reach existing structures as well. A combination of incentives can reach different types of structures at different stages of development.

To the extent that budgets allow, local governments can target incentives to specific areas or place conditions on funding to put a focus on the most vulnerable residents. For example, cities could encourage green roofs on nursing homes or schools in order to target at-risk groups, or they could target grant programs to low-income areas of the city with a high concentration of socially-isolated elderly and/or low-income residents. This section explains how each of the above tools operates and provides examples of how cities are using them. Local governments can incentivize green roofs using any of several local government powers, including the powers to tax, zone, permit, and spend public money.

TABLE 11 *Incentives for Green Roofs*

Pros	Cons
Applies to existing and new buildings	May result in less use than mandates
May be more politically feasible than mandates	Government has to pay for incentives if financial
Property owners bear less cost	

Grant Programs

Grant programs help private property owners by defraying some of the cost of installation. Ongoing maintenance is usually covered by the property owner. Grant programs require city governments to expend money up front. A government can limit the number of grants or the amount and the manner of spending for green roofs in advance.²²⁴ Chicago’s Green Roof

Grants Program awarded 72 grants of up to \$5,000 to residential and small commercial green roof projects during the program's three-year run.²²⁵

Toronto operates an Eco-Roof Incentive Program, which gives priority to projects within heat islands that threaten communities that are vulnerable to negative health effects. The program provides grants for green and cool roof installations on new or existing commercial, industrial, and institutional buildings in those areas. Green roof projects can receive public funds of \$50 per square meter, up to a maximum of \$100,000.²²⁶ This formula maximizes roof size, not just the number of green roofs.

Tax credits can be more difficult to tailor to the specific public health needs, because local governments generally tax property uniformly across neighborhoods.

Tax Credits

Tax credits offset some of the private costs associated with green roofs and do not require the government to expend funds directly. Local governments have less control over the budgetary costs of tax credits than they have with direct grants. In fact, Toronto chose other incentive options over property tax credits because credits would continue indefinitely and make the city budget hard to control.²²⁷ But it is possible to limit the size of the credit and the duration of the program. Philadelphia and New York, for instance, limited building owners to a one-time credit, lessening the long-term negative impact on the city's tax revenue.²²⁸ Tax credits can be more difficult to tailor to the specific public health needs, because local governments generally tax property uniformly across neighborhoods; in order to target a particular neighborhood, a local government would most likely need to set up a special taxation district.²²⁹

Since 2007, Philadelphia has had a green roof tax credit for the city's business privilege tax (a tax on all individuals, partnerships, associations, and corporations that engage in for-profit activity).²³⁰ Businesses can receive a one-time credit equal to 25 percent of the cost of installing a green roof, up to a maximum of \$100,000. The green roof must cover at least 50 percent of the roof space, and the recipient must maintain the roof for five years. A recipient that fails to meet these requirements must pay back the tax credit.²³¹ In 2008, the state of New York passed a similar pilot program providing a property tax abatement for green roofs; it focused on New York City and will expire in 2013.²³² Green roof installations that cover at least 50 percent of a building's roof can earn a \$4.50 per square foot tax abatement, up to \$100,000 for one year. The recipient must maintain the green roof for four years. The program provides no additional assistance for maintenance. As seen in both of these examples, changes to the tax code by the legislature are necessary to authorize a new tax credit.

Floor-Area-Ratio Bonuses

Some local governments offer bonuses to builders using green roofs by amending the local zoning code to allow more square footage than the applicable zone would otherwise allow.²³³ These floor-area-ratio bonuses are primarily designed to target new, large-scale developments because greater square footage can be a strong incentive for developers without incurring significant cost to the city. For example, in Portland, Oregon, developers can build an extra one to three square feet for every one square foot of green roof they include, depending on the percentage of total coverage of the available roof area.²³⁴ For example, one developer was able to build an additional 12,000 square feet, or six condominiums, by installing 4,000 square feet of green roof.²³⁵ The profits from the sale of these extra condominiums greatly outweighed the additional cost of the green roof for the developer, without any cost to the Portland government.²³⁶ The additional square footage does not increase the amount of impermeable surface for the new development or exacerbate stormwater management problems.

Expedited Permitting

An incentive that local governments with restricted budgets can use is offering an express or expedited permitting process for construction projects that include green roofs.²³⁷ Expedited permitting can save developers and property owners time, if not money. Chicago has successfully adopted an expedited permitting program for green projects, including developments with green roofs.²³⁸ Under this program, construction projects receive their permits in as few as 15 or 30 days.²³⁹ In combination with other incentives, this program has advanced hundreds of green projects in the Chicago area.²⁴⁰

Public Education Programs

Because education programs do not impose any requirements on private parties and can entail few costs for governments or for private parties alike, they can be politically attractive. Demonstration projects in which local governments install green roofs on municipal buildings may have some up-front costs but also result in energy savings for the municipality. When governments conduct these demonstration projects, they can test different types of vegetation and green roof systems, measure the results, and promote the advantages of green roofs for the precise mix of precipitation, temperature, etc., for that particular area.

Green roofs require more complex design and engineering than traditional roofs, so information programs targeted at private individuals and contractors raise public awareness about green roof technologies and benefits with the hope that this will lead to voluntary adoption. Information efforts can include direct public outreach, green roof tours, and green roof resource centers. These programs make it easier for interested private individuals to adopt green roofs and work well in combination with either incentives or mandates.

TABLE 12 *Public Education Programs for Green Roofs*

Pros	Cons
Low cost for government	Less direct means of increasing use
Administrative effort for government	Lower results if used alone
Little likelihood of legal challenge	

Demonstration Projects

Chicago’s green roof on City Hall serves as a demonstration project for the rest of city government as well as for the public. It has also garnered positive national attention and identified the city as a leader in sustainability.²⁴¹ In addition to permanent green roofs, smaller scale temporary demonstration projects that bring green roof ideas down to eye level are possible. One such project was done at the University of Pennsylvania, where students built four benches that demonstrated four roofing systems: a conventional black roof, a cool roof, an extensive green roof, and an intensive green roof.²⁴² The roofing materials were contained in clear acrylic boxes so onlookers could see all layers of the roof systems and compare the benches.²⁴³

Green Roof Tours

Tours allow people to see firsthand a broad range of ways in which buildings use green roofs. Seattle published a map with a self-guided tour of over twenty public and private green roofs that are open to public viewing.²⁴⁴ Portland also publishes a list of green roofs, including the addresses and contacts to organize a viewing.²⁴⁵ By publicizing the roofs, the cities hope to overcome the information barriers to green roof construction and to inspire others to adopt green roofs.

Online Resource Centers

Websites dedicated to green roof resources can reach a wide audience at a relatively low cost; after the initial setup, online resource centers require minimal expense or effort. Toronto, Chicago, and Portland each have comprehensive green roof resources available online.²⁴⁶ Portland's website, for example, includes over 60 videos with information on when to consider a green roof, plant installation techniques, documents on cost benefit evaluations, guidelines for plant selection for the Portland area, and data from existing green roofs in the city, along with information on design, construction, maintenance, and additional resources.²⁴⁷ In addition to online resources, local governments increasingly have sustainability coordinators who can answer questions, explain the permitting process, and direct individuals to experienced contractors and/or available resources.²⁴⁸

Conclusion

Cities are hotter than ever before due to the combined effects of climate change and the urban heat island effect. This puts the eighty percent of the American public that lives in urban areas at risk for many heat-related diseases.²⁴⁹ Green roofs can help urban dwellers adapt to high temperatures, making buildings cooler through insulation and cooling the air through evapotranspiration.²⁵⁰ Targeted green roof adoption within a given area reduces the heat island effect, helping to cool all citizens in addition to the building inhabitants.²⁵¹

Governments can use outcome criteria to determine which policy tools will work under their specific circumstances. Several “no-regrets” policies are beneficial even under current conditions, regardless of climate change:

- ***Incorporate green roofs into design guidelines and general plans.*** Design guidelines and general plans encourage direct implementation of green roofs and adoption of policies that promote green roofs. Guidelines require no government expenditures aside from staff time to develop, disseminate, and include them in site plan review.
- ***Create tax credits for building owners who install green roofs and maintain them for a minimum time.*** Tax credits, unlike grants, have no upfront cost to the city, but still encourage green roof adoption by reducing the property owner's taxes based on the size and cost of their green roofs. In the long run, both the city and the property owners will reap benefits. Concerns regarding long-term revenue can be alleviated by limiting the tax credits to a specific time period. However, instituting a new tax credit is likely to require legislative action to amend the tax code.
- ***Offer floor-area-ratio (FAR) bonuses to buildings that install green roofs.*** FAR bonuses have little to no cost for the city, while providing a valuable incentive to developers who can use the additional building space to make more units or bigger, more expensive units. This particular strategy applies primarily to new construction.
- ***Create expedited permitting timelines for projects that incorporate green roofs.*** This is an incentive that local governments can provide at little or no cost to building owners and developers that will save owners and developers time and money. The permitting can be tailored to encourage other green building techniques as well; it requires little spending by the local government.

TABLE 13 *Decision-Making and Green Roofs: How the Criteria Affect Tool Choices*

	Outcome Criteria				Governance Criteria	
	Heat	Economic	Public Health	Environmental	Administrative	Legal
Government Operations						
Government Facilities	+	~	~	+	~	+
Design Guidelines	+	+	~	+	~	~
Mandates						
Zoning Codes	+	+	~	+	~	~
Building Codes	+	+	~	+	~	~
Incentives						
Grant Programs	+	~	+	+	~	~
Tax Credits	+	~	+	+	~	~
Floor Area Ratio Bonuses	+	+	~	+	~	~
Expedited Permitting	+	+	~	+	~	+
Public Education						
Demonstration Projects	~	+	+	+	~	+
Green Roof Tours	~	+	+	+	+	+
Online Resources	~	+	+	+	+	+

Advantageous (+) The choice maximizes benefits and is feasible.
 Neutral (~) The choice may present may present mixed advantages and disadvantages.

Cool Pavements

Most pavements are asphalt²⁵² which absorbs sunlight almost completely. Because of its dark color, low reflectance, and high heat retention, asphalt pavements reach temperatures up to 150 °F on summer days and in turn raise surrounding air temperatures.²⁵³ Pavements release this trapped heat and keep neighborhoods warmer through the night.²⁵⁴ Elevated nighttime temperature has a major negative impact on residents' health.²⁵⁵ Local governments can reduce the contributions of pavements in one of two basic ways:

1) minimize the amount of paved surfaces, and 2) use cool pavements for surfaces that must be paved.

By reducing both surface and air temperatures, cool pavements reduce the heat island effect. Cool pavements typically fall into two categories: 1) permeable or porous pavements and 2) light-colored pavements.²⁵⁶ Porous pavements have voids for air and water to pass through; the voids allow evaporation to occur through the pavement, cooling the pavement and the air above it.²⁵⁷ Asphalt and concrete can both be made porous by omitting the smaller aggregates that are usual components.²⁵⁸ More specialized forms of porous pavements include interlocking concrete pavers, in which water drains through the gaps between precast blocks,²⁵⁹ and grass or gravel pavers, in which fill materials are laid on top of a plastic grid.²⁶⁰

The second category is light-colored pavements, which have high solar reflectance (also called albedo). They reflect the sun's radiation rather than storing it. Albedo is expressed on a scale from 0 (complete solar absorption) to 1 (complete solar reflectance); according to one study, raising solar reflectance by 0.1 can reduce surface temperature by 7 °F.²⁶¹ Usually, to be considered a cool pavement, a material must have an albedo over 0.29,²⁶² while the most reflective pavements have albedos over 0.75.²⁶³ In contrast, new black asphalt has a low albedo, between 0.05 and 0.12.²⁶⁴ The most common type of light-colored pavement is Portland cement concrete, which has an albedo between 0.35 and 0.40 when first applied.²⁶⁵ Using a light-colored aggregate in asphalt²⁶⁶ or adding a light-colored overlay to an existing pavement will also produce lighter, cooler pavements than traditional asphalt.²⁶⁷

Local governments do most of the paving, so they have a high degree of control over what paving materials are used. This chapter first describes the benefits and challenges of using cool pavements to reduce the heat island effect. It then examines the factors that local governments consider when choosing pavements, and it offers criteria for deciding whether and how to use cool paving. Finally, it compares a variety of policy tools to adopt or encourage cool pavements.

Benefits and Challenges of Cool Pavements

Benefits of Cool Pavements

All cool pavements mitigate the heat island effect, leading to lower surface and air temperatures. Cool pavements also lead to lower car temperatures and therefore less fuel evaporation and fewer NOx tailpipe emissions when starting car engines²⁶⁸ and reduce the temperature of stormwater runoff into local water bodies. Minimizing overheated runoff can preserve aquatic ecosystems and especially protect wildlife vulnerable to temperature increases.²⁶⁹

Porous pavement stays cool through evaporation and reduced heat storage²⁷⁰ and helps control the quality and quantity of stormwater runoff by filtering through its surface. The porosity prevents stormwater from running over the ground to storm drains and picking up harmful pollutants,²⁷¹ while also allowing more water to reach tree roots. Developers using porous pavements can save money by reducing or avoiding the installation of stormwater infrastructure, such as pipes, gutters, and drains. In one example, a parking lot developer saved \$400,000 by installing permeable pavement rather than purchasing additional land and constructing a stormwater retention basin.²⁷² Finally, porous pavements can improve roadway safety because they produce greater traction, less standing water,²⁷³ and fewer potholes²⁷⁴; they may also require fewer de-icing chemicals in cold weather because of greater heat transfer from the earth below.²⁷⁵

Light-colored pavements also have many benefits beyond lower temperature. Concrete is the strongest pavement available, less likely than asphalt to develop ruts or cracks.²⁷⁶ Light-colored pavements also last longer than asphalt pavements, saving local governments money on long-term maintenance and replacement. The reflective surfaces of light-colored pavements also improve nighttime visibility, thereby improving safety, reducing lighting needs, and saving money on lighting construction and energy costs.²⁷⁷ Of course, concrete has its own environmental and climate drawbacks, which are discussed below.²⁷⁸

Challenges of Cool Pavements

Despite their benefits, cool pavements present significant challenges. First, cool pavements are still being tested in a variety of locations, as their performance depends heavily on local conditions such as traffic, shadiness, and the specific use of the paved area.²⁷⁹ This uncertainty can make local governments reluctant to use cool paving technologies, particularly for high-traffic areas. Second, pavements do not directly cool buildings, but instead reduce building temperatures indirectly by cooling the surrounding area. Because cool pavements do not affect the habitability or energy use of particular structures, their benefits are more difficult for local governments to quantify. As a result, governments are likely to give a higher priority to other heat-reducing strategies.²⁸⁰

Other challenges include local climate characteristics, natural conditions, and higher costs than traditional pavements. Some soils, especially fine or clay soils, may not allow for adequate drainage with porous pavements,²⁸¹ and urban areas with cold climates must take care that water does not freeze within porous pavements and cause cracking.²⁸² Some studies counsel against using porous pavements in high-traffic areas.²⁸³ Anecdotal evidence, however, suggests that porous pavements may work on highly-traveled roads; a porous asphalt highway in Arizona has performed well for over 20 years.²⁸⁴

Finally, porous pavements are more costly to install. The Federal Highway Administration estimates that porous asphalt is 10 to 15 percent more expensive than traditional asphalt, and porous concrete is 25 percent more expensive than traditional concrete.²⁸⁵ Meanwhile, annual maintenance to prevent clogging, including vacuuming or sweeping, costs around \$200 per acre.²⁸⁶ On the other hand, the cost of porous pavement may decrease significantly as it becomes more widely used. In Chicago, the price of locally produced porous concrete dropped from \$145 per cubic yard to just \$45 per cubic yard over the course of a year due to investment by the city in this technology.²⁸⁷

Light-colored pavements present their own set of challenges. Construction materials and equipment cost more for concrete than they do for asphalt.²⁸⁸ New concrete pavements take several days to cure before they can open to traffic, unlike new asphalt roads that can open in a few hours.²⁸⁹ Concrete's rigidity also makes it more difficult and expensive for utilities to remove sections and access buried infrastructure for maintenance and repairs.²⁹⁰ Concrete highways may leach toxins into surrounding environments.²⁹¹ While using asphalt with a light-colored aggregate, such as limestone, can surmount some of these challenges, the light aggregate must be locally available. Shipping aggregate over long distances both is cost-

prohibitive and adds to the greenhouse gas emissions of producing the asphalt.²⁹² Light-colored pavements may require pressure-washing to maintain their color and reflectance,²⁹³ and many people prefer black, “new-looking” pavements to light-colored pavements, which may appear old and worn.²⁹⁴

From a climate change mitigation perspective, using light-colored concrete can be a complex calculation. Concrete production has traditionally been a significant source of greenhouse gas emissions.²⁹⁵ In recent years, however, concrete manufacturers have increasingly been incorporating slag (an iron refining by product) or fly ash (a coal-combustion byproduct) into the concrete mixture,²⁹⁶ both reducing waste and reducing the greenhouse gas emissions associated with producing the concrete.²⁹⁷

Decision-Making and Cool Pavements

Pavement decisions generally involve a number of stakeholders: local government officials (including transportation, public works, planning, and aviation officials)²⁹⁸; contractors and suppliers; and private pavement owners (especially parking lot owners).²⁹⁹ Local governments usually have long-term responsibility for public (non-state) roads,³⁰⁰ and they tend to rely on three factors in making pavement decisions: current local practice, costs, and performance. This section discusses criteria that could lead local governments to make greater use of cool pavements for heat reduction. It also describes factors that could help governments to choose between porous and light-colored pavements.

Outcome Criteria

Outcome criteria for cool pavements, like those for green roofs and cool roofs, include considerations of heat reduction, economics, public health, and environmental co-benefits. The potential benefits of various types of cool pavements vary with each criterion; the chart at the end of this section summarizes the trade-offs for each type of cool pavement and compares each to traditional pavements.

Heat: Use of cool pavements can be influenced by a local government’s mix of physical factors including the soil, climate, and the percentage of the city surface that is paved as opposed to vegetation or rooftops. Porous pavements may be a better choice than light-colored pavements in urban areas with wet climates, sandy soils, and severe nighttime heat island effects. Urban areas in wet climates derive greater benefits from porous pavements than those in dry climates because evaporation through the pavement cools surface and air temperatures.³⁰¹ Sandy or well-draining soils allow governments to use porous pavements without installing costly drainage structures.³⁰² A high proportion of paved surface in a particular jurisdiction may also lead the local government to choose cool pavements over other adaptation strategies. Pavement is a primary form of urban land cover (along with vegetation and roofs). The percentage of paved surfaces varies widely: in a survey of four cities, pavement ranged from 29 to 45 percent of overall land cover.³⁰³ In addition, local governments with many low-traffic areas will have more options for applying cool pavements than those where most paved surfaces are streets or highways.³⁰⁴ A wider variety of cool paving materials can be used to repave lightly traveled areas, such as parking lots, alleys, and driveways.³⁰⁵ Finally, growing jurisdictions can benefit from cool pavement strategies, because pavements often cover a large percentage of land cover in rapidly growing urban areas.³⁰⁶

Economic: Up-front cost can often be determinative for local governments on tight budgets.³⁰⁷ Cool pavements have higher installation costs than traditional pavements, but they can also save money on stormwater management systems or lighting of roadways, as discussed above. Contractors, who construct roadways but do not maintain them, have an incentive to minimize initial paving costs and ignore long-term savings.³⁰⁸ A few states, including Washington, Michigan, Iowa, and California, have required life-cycle analyses of pavement options³⁰⁹ to assess the cost of a pavement project over the

pavement's lifespan, accounting for maintenance costs and environmental impact.³¹⁰ Even with such analyses, however, officials may still make decisions based on initial cost.³¹¹ Additionally, local governments looking to use porous pavements must ensure that they have sufficient ongoing funds and personnel to inspect and maintain those pavements. Light-colored pavements are most practical and cost-effective when light-colored aggregate is locally available.³¹²

Public Health: Porous pavements help reduce the nighttime heat island effect by emitting stored heat more rapidly than other pavements.³¹³ By comparison, light-colored pavements provide a more consistent cooling benefit than porous pavements in dry regions,³¹⁴ especially in sunny areas where the higher albedo of light-colored pavements significantly reduces daytime surface temperatures. If nighttime heat islands are prevalent where vulnerable residents live, cool pavements may be an especially beneficial strategy.³¹⁵

Environmental: Assessing the environmental co-benefits of cool pavements can help local governments determine whether to give this strategy a higher priority than other heat adaptation tools. For instance, cool pavements are a stronger option when governments have significant concerns over stormwater management and runoff. Permeable pavements can protect local water bodies and also reduce the cost of stormwater management. A recent study found that, for areas with soil that allows good infiltration, porous pavements reduced stormwater runoff by the greatest amount compared to several other stormwater management tools (green roofs, rain gardens, etc.).³¹⁶ The permeable pavement model in the study reduced runoff between 83 and 99.8 percent; by contrast, the next-best LID tool reduced runoff between 45 and 88 percent.³¹⁷ This may be an especially important co-benefit for areas with aging stormwater infrastructure,³¹⁸ those near vulnerable ecosystems,³¹⁹ and those worried about groundwater quality or Clean Water Act compliance. For instance, Chicago has focused on cool pavements because of problems with its outdated sewer system,³²⁰ and sensitive areas around the Chesapeake Bay, Great Lakes, and Everglades have benefitted from porous pavement that reduces runoff.³²¹ Finally, porous pavements may be more beneficial than light-colored pavements in locations with urban forests, since porous pavements allow water to soak through to tree roots.³²²

Assessing the environmental co-benefits of cool pavements can help local governments determine whether to give this strategy a higher priority than other heat adaptation tools.

Governance Criteria

Governance criteria for evaluating cool pavement options include ease of administration, the local government's past and current practices, and legal feasibility.

Administrative: Local governments may be more likely to use cool pavements when such pavements fit well with current programs and laws. For instance, local governments may be more willing to bear the increased up-front cost of cool pavements when their states require the use of life-cycle analyses for pavement decisions, since these analyses could reveal long-term savings that recoup the high initial cost.³²³ In addition, cool paving strategies are more likely to succeed in states where cool pavements are already in wide use in other applications: Georgia and Oregon, for instance, commonly use porous overlays on highways, and the demonstrated success of these pavements may make them seem like a less risky investment.³²⁴ In these states, contractors have more experience with a variety of paving materials.

Local governments may also want to use cool pavements when they have systems or procedures in place to plan for pavement needs, rather than make case-by-case decisions about where to pave next.³²⁵ This will allow local governments to use cool pavements to their full potential and economies of scale.³²⁶

Legal: Where lands are publicly owned or under public control, local governments are constrained only by their

procurement codes, which usually require awards to the lowest responsible bidder.³²⁷ This is not an insurmountable impediment, but it does require bid instructions that are specific to the cool paving material or heat-related performance.

Where lands are privately owned, local governments can use permitting processes to require or encourage use of cool pavements. Both mandates and incentives may require legislative action, depending on the scope of authority of the agency setting the permitting processes. Incentives are generally more likely to survive the political process.

The following two charts capture 1) the benefits and costs of cool pavements, and 2) the benefits and costs of each type of cool pavement as compared to traditional pavement.

TABLE 14 *Cool Pavements: Summary of Benefits & Costs*

Method	Outcome Criteria				Governance Criteria	
	Heat	Economic	Public Health	Environmental	Administrative	Legal
Cool Pavements	+	~	+	+	~	~

Advantageous (+) The choice maximizes benefits and is feasible.
Neutral (~) The choice may present mixed advantages and disadvantages.

TABLE 15 *Decision-Making and Pavements: Traditional vs. Porous vs. Light-Colored*

Benefit	Traditional	Porous	Light-Colored
Reduce heat	!	+	+
Stormwater management	!	+	!
Upfront direct cost	+	~	~
Long-term maintenance costs	~	!	~
Roadway safety	~	+	~
Strength for heavy use	+	!	+
Use in cold climates	+	~	+
Access for utility work	!	~	!
Environmental concerns with production	~	~	~

Advantageous (+) The choice maximizes benefits and is feasible.
Neutral (~) The choice may present mixed advantages and disadvantages.
Disadvantageous (!) The choice maximizes benefits and is feasible.

Policy Tools to Increase the Use of Cool Pavements

Local governments can adopt or encourage cool pavement through mandates, incentives, education programs, and/or changes in government operations. Mandates are measures that set non-negotiable requirements and include building and zoning codes, among others. Incentives are programs and policies that encourage communities to use cool pavements without imposing direct requirements. Education programs teach the public about cool pavements, either by providing information or by demonstrating cool pavements. Government operations involve changes in the way government does business, including changes to procuring pavement and paving city streets and sidewalks. This section first outlines the steps to prepare before implementing a cool pavement strategy. It then describes how local governments can promote cool pavement using the four sets of policy tools, including the criteria they can consider to decide among the four.

Preparing to Adopt Cool Pavements

Before using cool pavements to reduce urban heat, local governments may wish to ensure that they have the necessary information, funding, and legal framework. To have the best information to target their efforts, local governments could inventory their percentage of paved surfaces and note the governing bodies responsible for each type. Having an up-to-date description of the city’s land cover can help officials determine priorities and measure progress as changes take place.³²⁸ In addition, local governments should geographically map their heat islands, vulnerable populations, and stormwater infrastructure. This would help city officials identify areas with the greatest need for cool pavements, whether because of elevated temperatures, public health risks, or excessive stormwater runoff and flooding.

After compiling the necessary information, local governments will likely want to consider their available funding sources for supporting cool pavements. Along with general revenues, such as bonds and levies,³²⁹ local governments may be able to use special fees, such as inspection fees, to fund enforcement.³³⁰ State or federal programs may provide another source of revenue.³³¹ Moreover, officials might consider revising any existing codes that might prohibit porous pavements in street paving³³² and regulations that omit porous pavements as a stormwater management option.³³³ Finally, as a low-cost companion strategy, governments can use mandates and incentives to minimize the amount of paved surface in general.³³⁴

Government Operations

Local governments are likely to control much of the paving done in an urban area, including roads, intersections, medians, sidewalks, and some parking lots. Government operations offer a crucial set of tools for increasing use of cool pavements.

TABLE 16 *Government Operations for Cool Pavements*

Pros	Cons
Direct control over large portion of pavement	Requires upfront investment
Saves money over time	

Paving of Publicly Owned Land

Because a great deal of paving is done on publicly owned properties, local governments directly control many local paving decisions.³³⁵ For public projects, governments can set regulations that favor or require cool pavements.³³⁶ For instance, California’s transportation department requires all construction projects to contain at least 25 percent fly ash, a waste product from coal burning that can be light in color (depending on the source).³³⁷ Local governments may also consider

prohibiting the use of coloring agents like carbon black that only serve to darken pavement for aesthetic reasons.³³⁸ Local governments could further require life-cycle analyses for public paving decisions.

Because cool pavements can have slightly higher up-front costs than traditional pavements, officials may be more likely to select cool pavements if regulations require them to examine the long-term financial or environmental costs of pavements.³³⁹ Even if not, local agencies may be able to set their purchasing specifications to include performance with respect to heat reduction, stormwater benefits, and life-cycle savings.

Mandates

To mandate cool pavements, local governments can require cool pavements in new construction, which could address public, private, or both types of property. This section discusses use of zoning to do so.

TABLE 17 *Mandates for Cool Pavements*

Pros	Cons
Ensures use in new buildings	Excludes most existing buildings
Low cost for government	Marginal cost for property owner
Requires standard setting	

Local governments could impose a requirement to use cool pavement by amending municipal zoning codes³⁴⁰ and enforce it through site review of new construction.³⁴¹ For example, Novato, California, included a recommendation in its climate action plan to “[r]equire the use of high albedo material for future outdoor surfaces such as parking lots, ...roadway improvements, and sidewalks in order to reduce the urban heat island effect and save energy.”³⁴² Novato subsequently incorporated use of permeable pavements and vegetated roofs in their green building point system for single-family residential properties.³⁴³ Some local governments and states have also modified their zoning codes to require cool pavements in specific locations. North Carolina, for example, requires porous pavements for at least 20 percent of parking lots larger than one acre.³⁴⁴ Highland, Utah designated a 50-acre town center and mandated reflective parking surfaces within this zone.³⁴⁵

While mandates can apply to all kinds of property, they tend to be more effective in areas with high levels of new construction because it triggers the requirements through the permitting process.³⁴⁶ Cool pavement mandates are especially beneficial when local contractors and suppliers already possess the knowledge and equipment to apply cool pavements.

Incentives

Incentives encourage property-owners to use cool pavements, whether by providing a reward for using cool pavements or by allowing cool pavements to meet other preexisting zoning or building requirements.³⁴⁷ Cool pavement incentives include three basic types: financial, zoning, and green building incentives.

TABLE 18 *Incentives for Cool Pavements*

Pros	Cons
Applies to existing and new development	May result in less use than mandates

Pros	Cons
Property owners bear less cost	Government has to pay for incentives
May be more politically feasible than mandates	
Also serves as demonstration project	

Financial Incentives: Rebates

Financial incentives provide a payment or rebate to property owners or developers for using cool pavements. One common type is a rebate of stormwater management fees. Local governments collect these fees based on a property’s contribution to stormwater runoff³⁴⁸ and use the money to operate the local stormwater system.³⁴⁹ Many governments offer property owners a partial or full refund of stormwater fees for installing porous pavements, which reduce runoff and lessen a property’s impact on the system. In Newport News, Virginia, property owners can earn fee rebates of 5 to 15 percent for reducing runoff in various ways.³⁵⁰ Similarly, some governments use revenue from stormwater management fees to offer direct, one-time payments to property owners who install porous pavements.³⁵¹ Des Moines, Iowa, offers \$1 per square foot of porous pavement.³⁵² Advocates in Houston have proposed offering a similar rebate for light-colored pavements; they have also proposed other financial incentives such as reducing property taxes for parking lots that use cool pavements and lowering sales taxes on reflective paving installation as ways to encourage broader use.³⁵³ These financial incentives are designed to at least partially offset the initial cost premium of cool pavements, helping to overcome the financial barrier to cool pavements’ adoption. These incentives may require legislative change in local ordinances or codes.

Zoning Incentives

With zoning incentives, cool pavements can be used to meet existing requirements or rewards in the local governments’ zoning code. Some local governments’ zoning provisions require new construction projects to have a certain percentage of pervious groundcover; for example, Chicago requires large redeveloped properties to increase pervious surfaces by 15 percent compared to earlier conditions.³⁵⁴ Porous pavements can be used to meet the requirement, although they may only count as 75 percent pervious when calculating the pervious surface area.³⁵⁵ Local governments may also adopt zoning provisions that encourage light-colored pavements on a portion of new or redeveloped lots. Few local governments have done so yet; the City of Sacramento, California, convened a Green Building Task Force from 2009-11 to advise the City Council on potential green building practices it could adopt.³⁵⁶ The Task Force recommended that the Council amend the city’s zoning code and green building program to include incentives and requirements for light-colored pavement, among other options.³⁵⁷

Green Building Incentives

Local governments nationwide are increasingly integrating green building standards into their codes, especially the Leadership in Energy and Environmental Design (LEED) standards put out by the U.S. Green Building Council. Dallas, for instance, has adopted LEED criteria in its development standards.³⁵⁸ Under the LEED program, developers earn points for using environmentally sound designs and practices, and buildings gain LEED certification when they reach a certain point threshold.³⁵⁹ Some cool pavements earn LEED points, for example, for open-grid pavements and those with an albedo of at least 0.29.³⁶⁰ Within LEED and similar programs, however, developers have many options for earning points besides cool pavements. Changes to local building codes also likely require legislative changes, even for voluntary measures.

Like mandates, incentives are most effective when local contractors and suppliers already know how to install cool pavements, so the contractors can immediately help residents take advantage of incentive programs. However, unlike mandates, incentives can apply to both new and existing structures, since property owners can earn rewards by voluntarily

replacing their existing pavements with permeable materials.³⁶¹ In addition, incentives may in some localities be less politically sensitive than mandates,³⁶² and they can be incorporated into existing landscaping or stormwater systems. Urban areas with many elderly or low-income residents may want to supplement incentive programs with other initiatives because elderly and low-income populations may have less ability and capital to use the programs.

Public Education Programs

Education and demonstration projects contribute significantly to knowledge about cool pavements and how they perform in a particular climate and location.³⁶³

TABLE 19 *Public Education for Cool Pavements*

Pros	Cons
Low cost for government	Less direct means of increasing use
Administrative effort for government	Marginal cost for property owner
Can prove effectiveness of new technology	Lower results if used alone

Demonstration Projects

In Kansas City’s Parking Lots to Parks project, pervious concrete was used in a converted parking lot to test how the material responded to cold weather.³⁶⁴ Chicago’s Green Alley program installed porous pavements in over 80 alleys.³⁶⁵ By stamping “Green Alley” images in the new pavements, Chicago increased the project’s public visibility as well as the public’s awareness of cool pavements.³⁶⁶ Other local governments have used cool pavements in bike and parking lanes,³⁶⁷ pedestrian areas, and stadiums.³⁶⁸

Demonstration projects are especially important when the cool pavements are relatively untested for the locality’s weather. In cold regions, for example, local governments are still testing whether porous pavements remain effective after the abuse of a few hard winters. Local government-sponsored demonstration projects can be particularly useful in low-traffic areas, such as parking lots and alleys, because these areas can support a wider variety of cool paving materials than heavily traveled roads. Demonstration projects are useful when cool pavements have an easily identifiable co-benefit, such as improved stormwater management or reduced energy costs. For example, Chicago used porous pavements to reconstruct alleys prone to flooding.³⁶⁹

Public Education

After demonstration projects are completed, local governments can use a variety of methods to share the results, including websites with project photographs and descriptions, a cool materials database, and product workshops.³⁷⁰ Local governments can focus on educating contractors, who influence pavement decisions for both public and private projects.³⁷¹

Conclusion

The proliferation of dark, paved, and impervious surfaces contributes substantially to the heat island effect. Using porous or light-colored pavements can lower surface and air temperatures. Local governments can use a variety of mandates, incentives, and education programs to increase the use of cool pavements, depending on the local climate and infrastructure. For instance, urban areas with wet climates or stormwater management problems may wish to use porous pavements, while sunny cities or those with dry climates may wish to use light-colored pavements. Mandatory requirements

to apply cool pavements are more effective in areas with a lot of new development, while incentives and education programs can be useful in both situations. The chart below summarizes the factors that can influence local governments to choose one policy tool over another.

Regardless of local conditions, several “no-regrets” strategies exist that may be appropriate for all local governments:

- **Minimize paved surfaces.** As a companion strategy to implementing cool pavements, local governments can modify regulations on the amount of required parking to impose a cap on parking or a maximum size for parking spaces. Lessening the overall amount of paved surface will cool an area.
- **Examine the environmental impact of public paving projects.** Local governments can limit use of pavements containing dark pigments like carbon black or set a preference for light-colored and porous pavements. Local governments must carefully balance the “hidden” environmental costs associated with production with light-colored concrete, however.
- **Encourage porous pavements for stormwater management.** Along with removing any zoning provisions that limit or prohibit the use of porous pavements, local governments can include porous pavements among their best management practices. They can also institute a rebate program for stormwater management fees.

TABLE 20 *Decision-Making and Cool Pavements: How the Criteria Affect Tool Choices*

	Outcome Criteria				Governance Criteria	
	Heat	Economic	Public Health	Environmental	Administrative	Legal
Government Operations						
Publicly-Owned Land	+	~	~	+	~	+
Mandates						
Zoning Codes	+	+	~	+	~	~
Incentives						
Financial-Rebates	+	~	+	+	~	~
Zoning Incentives	+	+	+	+	~	~
Green Building Incentives	+	+	~	+	~	~
Public Education						
Demonstration Projects	~	+	+	+	~	+
Public Education	~	+	+	+	+	+

Advantageous (+) The choice maximizes benefits and is feasible.
 Neutral (~) The choice may present may present mixed advantages and disadvantages.

Urban Forestry

As urban areas develop, trees and vegetation are often removed to make way for buildings and streets. Removing vegetation exacerbates the effects of an urban heat island, including heat-related illnesses, energy use, and pollution. These negative effects will worsen as temperatures increase due to climate change. Urban forestry can reduce heat and provide a variety of environmental and other co-benefits. This chapter first discusses the benefits and challenges of developing and maintaining an urban forest. It then offers criteria to help local governments determine whether to protect and increase their tree canopies. Finally, it describes how local governments can do so through a variety of policy tools.

Benefits and Challenges of Urban Forestry

Benefits of Urban Forestry

Trees reduce heat in two ways. First, trees shade buildings, pavements, and other surfaces. In one study, tree shade reduced the surface temperatures of walls and buildings by 20 to 45 °F.³⁷² Shading works by preventing solar radiation from reaching walls and pavements, decreasing the heat conducted into the buildings and into the surrounding air.³⁷³ Trees also reduce air temperatures indirectly through evapotranspiration. In this process, trees absorb water through their roots and emit it back into the air. Ambient heat converts the water into vapor, thus dissipating the energy.³⁷⁴ Overall, the cooling benefits of trees can be quite dramatic: according to one study, planting 10 million new trees in the Los Angeles basin (a vegetation increase of approximately 1 percent) could reduce afternoon air temperatures by up to 3.6 °F.³⁷⁵

Besides their effects on urban heat, trees provide many other related benefits. By reducing temperatures, trees can reduce the need for air conditioning and decrease energy use and costs.³⁷⁶ One study estimates that the energy needed to cool the adjacent part of a building decreases by 7 percent per shade tree.³⁷⁷ Shading air conditioning units also saves energy, since cool air conditioners consume less energy than hot ones.³⁷⁸ Trees can also bring down winter heating costs, especially evergreen trees planted to the north of buildings to block winter winds.³⁷⁹

Second, trees help prevent pollution and damage to ecosystems. By reducing energy use, trees reduce carbon emissions from electricity generation; they also reduce auto emissions by keeping parked cars cool, and they capture atmospheric carbon dioxide.³⁸⁰ By trapping pollution and lowering temperatures, trees also slow production of ground-level ozone,³⁸¹ thus alleviating respiratory illnesses such as asthma.³⁸² Tree roots reduce water pollution by slowing and filtering runoff,³⁸³ trees' shade protects vulnerable aquatic ecosystems by lowering the temperature of runoff,³⁸⁴ and their trunks and branches provide wildlife habitats.³⁸⁵ Trees also provide contact with nature, which has been shown to improve people's mental health and quality of life.³⁸⁶

Beyond these environmental and health benefits, trees offer an array of social and economic benefits. Street trees help slow traffic, reduce highway noise, and reduce the need for pavement maintenance.³⁸⁷ By creating pleasant landscapes, they can also attract business and tourism, and even induce shoppers to pay more for products.³⁸⁸ Trees also raise real estate values, perhaps as much as 10 percent for developed properties, thereby boosting municipal tax revenues.³⁸⁹ With this multitude of

benefits, the monetary value of trees is huge; Chicago estimated that its trees are collectively worth \$2.315 billion.³⁹⁰

Challenges of Urban Forestry

Despite the many benefits of trees, urban forestry poses a number of challenges. First, maintaining trees in cramped, congested urban environments is costly and time-consuming.³⁹¹ Planting and pruning are usually the largest expenses, but litter management, watering, stump removal, inspection, and administration also require expenditures.³⁹² Because of these needs, local governments often rely on community members to help maintain trees; this reliance may prove difficult when community members lack the necessary knowledge, motivation, or resources. Given that heat islands tend to overlap with low-income and disadvantaged areas, this lack of resources can be a significant barrier. Trees may also present safety hazards: in some locations they might increase the risk of fire,³⁹³ and broken branches can damage property or cause injury, particularly in heavy storms.³⁹⁴ With expected increases in storms and fires, tree management will be an issue for these reasons as well as heat islands, and urban forestry planning should reflect these multiple concerns.

In addition, the urban forest can damage pavements, utility lines, and other parts of the built environment. Trees can cover security cameras, block business and traffic signs, and impede motorist or pedestrian visibility.³⁹⁵ Excavating buried utility lines can damage roots, while tree branches can interfere with overhead power lines.³⁹⁶ Tree roots can damage sidewalks, foundations, and underground pipes, especially in older areas with large trees and deteriorated infrastructure.³⁹⁷ The challenge of promoting the urban forest also may increase when combined with the projected increase in severe weather, particularly for coastal communities;³⁹⁸ utility lines and property may be increasingly vulnerable to damage from trees. Larger numbers of certain trees may also produce more pollen, potentially worsening respiratory diseases and allergies among some of the area's vulnerable residents.

Decision-Making and Urban Forestry

Certain urban areas with particular climate and other characteristics are well-positioned to take advantage of the benefits of urban forests. This section describes the criteria that help local governments decide whether to employ urban forestry as a method of adapting to heat.

Outcome Criteria

Heat: Local governments with dry climates benefit more from evapotranspiration (cooling from water evaporation) than those with wet climates, since humid areas allow less evaporative cooling than dry areas.³⁹⁹ However, dry urban areas may need to choose native species that require less water, and some irrigation may still be necessary.⁴⁰⁰ Local governments may also want to think about choosing species that are likely to survive in the climate conditions projected for the future as well as the present; as precipitation patterns and temperatures change, the species considered “native” for an area may change. An urban forest strategy works best when there is sufficient space for planting near streets and buildings, since this will provide shade that directly reduces surface temperatures.⁴⁰¹

In addition, low-rise buildings derive greater cooling benefits and energy savings from trees than high-rise buildings, since trees tend to shade a greater proportion of the walls and roof. Therefore, local governments with mostly low-rise construction in their urban heat islands will likely derive greater cooling benefits from urban forestry than those with many tall buildings.

Economics: Trees cost money, both up-front for purchase and planting and over time for maintenance. Trees can, however, potentially save money over time by lessening the need for stormwater infrastructure and reducing energy costs within heat islands.⁴⁰² Local governments looking to make a long-term investment in trees must have funding for ongoing

maintenance and monitoring, because urban forestry requires long-term commitment of staff for planting, pruning, maintenance, and enforcement.⁴⁰³

Public Health: Urban forestry can be a valuable strategy for communities concerned about the health and well-being of their vulnerable elderly and low-income populations; these individuals often live in neighborhoods with few trees, so adding shade trees can provide large cooling and energy-saving benefits.⁴⁰⁴ Because large-scale planting provides more cooling and pollution benefits than small-scale planting, urban forestry is especially useful for communities that have the means to collaborate with neighboring communities. For example, Oregon Community Trees brings together representatives from across the state to work together, network, and lobby for urban forests.⁴⁰⁵

Environmental: Local governments located near fragile or important aquatic ecosystems benefit from trees that help reduce the quantity and improve the quality of stormwater runoff.⁴⁰⁶ Meanwhile, areas with poor air quality may want to make urban forestry a high priority because trees capture pollutants and reduce ozone production; this may be especially helpful for urban areas with ozone levels above or approaching those allowed under the Clean Air Act.⁴⁰⁷

Governance Criteria

Administrative and legal criteria may help local governments decide where and when to increase their urban forest canopies as well. Local governments may want to consider whether they have or want to create a way to deal with the tree debris from a new planting program, such as composting or recycling programs for yard waste.⁴⁰⁸ From a legal perspective, governments will want to think about the potential liability from trees or limbs falling in the future and damaging property or injuring residents.

TABLE 21 *Urban Forestry: Summary of Benefits & Costs*

Method	Outcome Criteria				Governance Criteria	
	Heat	Economic	Public Health	Environmental	Administrative	Legal
Urban Forestry	+	+	+	+	~	+

Advantageous (+) The choice maximizes benefits and is feasible.

Neutral (~) The choice may present mixed advantages and disadvantages.

Policy Tools to Increase the Urban Forest

Mandates, incentives, and education programs can all be used to increase the tree canopy. Mandates are measures that set requirements for private actors. Incentives encourage but do not require specific behavior; they may be established by local governments, utilities, or private organizations. Finally, education programs aim to teach the public, either by providing information or by offering examples and demonstrating results. This section first describes steps that local governments can take to foster an urban forestry program. It then provides examples of how local governments have already used these tools for urban forestry. Finally, it describes how our criteria can help governments choose the tools that best meet their needs.

Preparing to Expand the Urban Forest

Before undertaking a new urban forestry program, local governments may wish to examine their planning capability, their available information and funding, and whether they can incorporate urban forestry into ongoing environmental initiatives. First, governments can determine which departments currently have responsibility for trees and planting. In many urban

areas, tree regulations are divided among public works, parks, and other departments that may have overlapping or contradictory views of the urban forest.⁴⁰⁹ By creating an inter-departmental task force or tree board, governments can harmonize urban forestry efforts.⁴¹⁰ Task force members could also communicate with utility representatives,⁴¹¹ facility managers,⁴¹² and environmental organizations to coordinate efforts with the work of outside entities. The urban forestry tree committee in Spokane, Washington, “reviews City plans and policies which contain matters relating to urban forestry” and “recommends legislation regarding the urban forest.”⁴¹³

Next, local governments can create an urban forestry plan. Creating an inventory of existing trees provides a baseline for planning⁴¹⁴ and for tapping into the resources available for maintenance within programs or laws covering urban forestry.⁴¹⁵ Based on this information, officials can set goals for tree planting, particularly a target for “the percentage of land area covered by tree canopies.”⁴¹⁶ Goals for canopy cover can be community-wide as well as specific to neighborhoods or zones (such as single-family residential, industrial, or commercial).⁴¹⁷ The goals can also define priority planting regions, including areas with intense heat islands, low tree canopy,⁴¹⁸ or poor air quality. For example, New York City has designated six areas as “Trees for Public Health” neighborhoods because they have few street trees and high rates of asthma among young people.⁴¹⁹

To fund urban forestry, some local governments have collected tax-deductible donations through non-profit partners or a city parks foundation.⁴²⁰ Funds can also come from corporate sponsorships,⁴²¹ bonds or taxes.⁴²² In addition, local governments can charge fees that are dedicated to Municipal Tree Districts⁴²³ or seek state grants, such as Oregon’s Urban and Community Forestry Assistance Program.⁴²⁴ When planning to fund urban forestry, local governments can set aside a contingency fund for storm damage or hazard mitigation, so the cost of any emergency response does not reduce forestry funding.⁴²⁵

Finally, local governments may want to investigate using urban forestry to meet federal environmental standards.⁴²⁶ In particular, states that fail to meet air quality standards for certain pollutants, including ozone, must submit legally binding State Implementation Plans (SIPs) to EPA describing how they will reduce emissions.⁴²⁷ States can include large-scale tree planting in a SIP, subject to certain limitations.⁴²⁸ California, for example, lists parking lot trees as a form of air quality improvement because they help reduce car emissions.⁴²⁹

Government Operations

Local governments often control a sizable area within an urban district. This includes land for public facilities as well as the public right of way that borders most public streets and sidewalk. Any new trees will add to the shade for paved streets and sidewalks, reducing temperatures.

TABLE 22 *Government Operations for Urban Forestry*

Pros	Cons
Direct control over land	Requires upfront investment
Public right-of-way borders streets and sidewalks	Only applies to land under public control

Local governments can also require planting in public spaces and facilities. For instance, governments can mandate that a small percentage (perhaps one-half to one percent) of the capital budget for public projects be set aside for landscaping.⁴³⁰ Local governments can also require that two or three trees be planted for every one tree removed from city property.⁴³¹

Mandates

Mandates have the advantage of ensuring a desired behavior (e.g., planting new trees, protecting existing trees); the challenge is that they usually require the local legislature to pass a new ordinance. The following mandates promote an urban forest and lessen the heat island effect.

TABLE 23 *Mandates for Urban Forestry*

Pros	Cons
Protects existing mature trees	Some administrative challenges
Low cost for government	Some responsibility for property owners

Tree Protection Mandates

Tree protection mandates do not expand the forest; they impose penalties for removing existing trees that are protected because of their species, size, or location.⁴³² Seattle’s tree protection ordinance protects trees over six inches in diameter as well as “exceptional trees” of unique size, species, or value.⁴³³ Tree protection mandates may contain exceptions to allow removal of trees that interfere with visibility, utility infrastructure, or street access;⁴³⁴ they also allow removing trees in poor condition.⁴³⁵ Some tree protection mandates allow the removal of protected trees through a permitting process,⁴³⁶ while all include penalties for non-compliance, such as replacement requirements and fines.⁴³⁷

Tree protection poses some challenges. It can be difficult and costly for local governments to establish culpability for removing protected trees.⁴³⁸ Mandates may create a disincentive for landowners’ planting trees or an incentive to remove trees before they become protected.⁴³⁹ Moreover, these mandates do not help governments increase their tree canopy cover if it is currently sparse.

Landscaping Mandates

Landscaping mandates require developers to install or retain trees on properties during construction; they usually take the form of local ordinances and/or permitting requirements. Because these mandates may require retaining existing trees, they overlap with tree protection mandates.

Landscaping ordinances may require a specific number of trees per lot or per acre or a certain percentage of canopy over a particular property.⁴⁴⁰ Landscaping mandates may also incorporate flexible standards in which properties must earn a minimum number of tree credits based on tree size, age, or species.⁴⁴¹ Seattle’s Green Factor applies to new development in the city’s business districts. To gain approval for new construction, developers must earn a certain number of points by planting vegetation, with more points for beneficial practices such as layering plants and using large trees.⁴⁴²

Landscaping ordinances generally require developers or property owners applying for building permits to submit landscaping plans that include utility lines, pavements, and other features.⁴⁴³ In reviewing these plans, local governments can encourage developers to plant trees that provide shade, reduce heat, and save energy. Miami-Dade County requires that at least two of the three required trees for each single-family residence be placed in an “Energy Conservation Zone” near the house.⁴⁴⁴ To ensure compliance with landscaping mandates, zoning inspectors visit completed sites before issuing Certificates of Occupancy.⁴⁴⁵ Alternatively, landscaping mandates often allow developers to plant off-site or pay a fee if the required planting cannot be done on-site.⁴⁴⁶ A local government that wishes to target heat islands may wish to encourage

developers within the heat island to plant nearby if not on-site; the government can encourage developers in other areas of the city to plant there as well.

Local governments may have special landscaping requirements, such as mandating that trees be included in parking lots or near streets. Parking lot mandates generally require that every parking space be within a certain distance from a tree,⁴⁴⁷ or that a certain percentage of the surface be landscaped or shaded.⁴⁴⁸

A 1983 Sacramento ordinance required that 50 percent of the paved area in new parking lots be shaded within fifteen years.⁴⁴⁹ Landscaping mandates often require planting trees along streets or sidewalks. In some cases, local governments and property owners divide the maintenance of street trees; for instance, governments may plant the trees, require that property owners maintain them for five years, and then take over responsibility for them.⁴⁵⁰ Requiring street and parking lot trees may cost more in snowy climates, where salt and snowplows are likely to damage trees and necessitate replacement.⁴⁵¹ Urban areas prone to flooding may want to mandate street and parking lot trees, which can help manage runoff from impermeable pavements.⁴⁵²

Tree protection and landscaping mandates are not mutually exclusive, and many local governments use both types of policies. However, tree protection mandates may not be appropriate for tightly-packed multi-family and commercial zones, where trees could reduce the already limited space for light, air, open space, and parking.⁴⁵³ In addition, governments looking to increase tree canopy may want to rely more on landscaping mandates, which often require new planting. Landscaping mandates are most beneficial in urban areas with building set-backs and rights-of-way that are sufficiently wide to allow street planting, so that street trees can shade roads and sidewalks.⁴⁵⁴

Tree protection and landscaping mandates are not mutually exclusive, and many local governments use both types of policies.

In general, tree protection mandates may be especially useful in urban areas with high turnover rates for properties, since existing trees may be most vulnerable when property changes hands.⁴⁵⁵ Landscaping ordinances tend to be more effective in urban areas with high levels of new development, since new construction triggers their tree planting requirements.

Building Requirements and Other Mandates

Local governments can increase the urban forest through the use of green building standards, especially the Leadership in Energy and Environmental Design (LEED) standards put out by the U.S. Green Building Council. These standards recognize environmentally friendly practices in new and existing buildings; many local governments, including Dallas and Chicago, have incorporated LEED standards into their building requirements.⁴⁵⁶ LEED standards support urban forestry by including protection of native habitats and water-efficient landscaping as options to earn points for certification.⁴⁵⁷

Other options include setting a statutory priority for trees over street improvements and defining who must take corrective measures when the two conflict.⁴⁵⁸ A California statute provides, “Where sidewalk or curb damage due to tree roots occurs, every effort shall be made to correct the problem without removing or damaging the tree.”⁴⁵⁹ Local governments can indirectly require that property owners take care of trees by designating diseased or overgrown trees as public nuisances.⁴⁶⁰ Finally, governments can require permits for activities that may harm street trees, such as paving near root zones⁴⁶¹ and transporting large items along city streets.⁴⁶²

Incentives

Urban forestry incentives offer rewards to encourage, rather than require, tree planting and protection. Tree-donation

programs and development incentives are the major forms of incentives, but local governments can also support urban forestry by adopting green building standards or offering landscaping grants. By not requiring a particular behavior, incentive-based programs can be politically more viable than strict mandatory requirements, but they may result in fewer new trees.

TABLE 24 *Incentives for Urban Forestry*

Pros	Cons
Can target to particular areas	May result in less use than mandates
Property owners bear less cost	Government has to pay for incentives
May be more politically feasible than mandates	

Tree Planting Programs

Tree-planting programs are generally run either by local governments or local utilities. In government-run programs, the government provides trees to residents either for free or at a discounted rate, and the government and property owners share maintenance requirements or costs.⁴⁶³ For example, in Charleston, South Carolina, the city sells trees at wholesale prices and plants them, citizens maintain them for a year, and then the city takes over maintenance.⁴⁶⁴ These programs may be part of citywide tree-planting initiatives, like the Million Trees programs in Los Angeles, New York City, and other cities.⁴⁶⁵

Utility companies encourage urban forestry in order to reduce energy demand and thus to save money on electricity generation.⁴⁶⁶ In utility-sponsored programs, consumers can request trees and utilities can provide them, often through non-profit organizations.⁴⁶⁷ Some utilities require that homeowners attend a training session or sign a tree care pledge before receiving their trees;⁴⁶⁸ utilities may also require that citizens use the trees to shade buildings, thereby reducing energy use.⁴⁶⁹ Utilities may be more likely to sponsor incentive programs when state law requires them to fund energy efficiency measures.⁴⁷⁰ In general, tree-planting programs tend to produce better results in highly engaged communities, since these programs often place some burden on citizens to care for trees. Thus, civic groups and volunteer organizations may be useful partners in creating any incentive program for urban forestry.

Financial Incentives

Local governments can also offer financial incentives to property owners to encourage urban forestry. Since plants help reduce runoff, local governments can reduce stormwater fees for properties with a high percentage of vegetative land cover.⁴⁷¹ Governments can provide tax credits for protecting large and significant trees⁴⁷² or use tax increment financing to freeze property values when owners add to the urban forest.⁴⁷³ Governments can establish grant programs to fund urban forestry projects or promote planting in high-need areas. In Sacramento, groups can compete for grants of \$1,000 to \$15,000 to plant trees in public spaces.⁴⁷⁴

Development Incentives

Offering land use density bonuses⁴⁷⁵ and expedited permitting for properties that retain large trees saves developers money while encouraging tree preservation.⁴⁷⁶ While few jurisdictions have adopted these incentives for tree preservation, they are familiar to developers for other purposes including environmental design.

Tree giveaway programs can add to the urban forest where there is existing development, whereas expedited permitting, land use density bonuses, and green building standards are only applicable to new development. Therefore, urban areas with little new development may want to focus on tree giveaways.

As a final consideration, local governments looking to reduce the effects of heat on vulnerable populations may want to make mandates a higher priority than incentives. Given the cost and effort involved in tree maintenance, voluntary planting programs will likely be less effective in areas with many low-income or elderly residents, although financial assistance for low-income residents may help mitigate this problem. On the other hand, local governments can use mandates to ensure that trees benefit all city residents; for instance, mandates can help to ensure that trees are planted in all neighborhoods.⁴⁷⁷

Public Education Programs

Education programs aim to communicate the benefits of urban forestry to the public and to community groups who can help support forestry efforts.

TABLE 25 *Public Education for Urban Forestry*

Pros	Cons
Can target to particular areas	May result in less use than mandates
Property owners bear less cost	Government has to pay for incentives
May be more politically feasible than mandates	

Spotlighting Tree Planting

To increase awareness of the urban forest, local governments can sponsor special tree planting events or give away free trees during community celebrations,⁴⁷⁸ perhaps in conjunction with Arbor Day.⁴⁷⁹ Highly visible demonstration projects, such as landscaping around city buildings or on downtown streets⁴⁸⁰ can encourage communities to plant trees, as can online activities such as tree tracking systems.⁴⁸¹

Public Education and Outreach

To reach the public, local governments can offer training and consultations or disseminate information through mailings, email, websites, and videos.⁴⁸² The Los Angeles Department of Water and Power offers an online or in-person course on choosing and locating trees.⁴⁸³ Governments can also train city employees, contractors, equipment operators, developers, and real estate agents to communicate the most relevant aspects of urban forestry.⁴⁸⁴

Community Partnerships

Potential community partners include social organizations (such as garden clubs and civic groups)⁴⁸⁵ and businesses, especially plant nurseries.⁴⁸⁶ The city of Washington, DC, has a close partnership with Casey Trees, a non-profit organization that plants trees, educates residents about tree maintenance and care, promotes the urban tree canopy, and works with developers to preserve trees.⁴⁸⁷ Schools and universities can be important partners, as in Phoenix, where the city worked with Arizona State University to research sustainable urban forestry.⁴⁸⁸ Partnerships may be formal, like the relationships among 20 forestry organizations in the Chicago Trees Initiative.⁴⁸⁹ Regardless of the form, collaboration can increase community support for tree-planting and help local governments succeed with education programs.⁴⁹⁰

Local governments may also find fruitful collaborations with private companies. MillionTreesNYC (an initiative

of PlaNYC) has partnered with Asplundh Tree Expert Co., STIHL Inc., Bartlett Tree Experts, and TREE Fund.⁴⁹¹ The program will train local young adults in tree care in order to create the workforce required to maintain the million trees the effort aims to plant.⁴⁹²

Education programs may have some up-front costs, since local governments often pay all of the costs of the project. Co-sponsoring these projects with utilities, non-profits, or other groups can reduce the costs paid by local governments. When there is little citizen activism in a city, or when there are few civic groups willing to help, education programs can help generate interest in urban forestry.⁴⁹³ In addition, education programs can benefit vulnerable individuals, as long as these projects are understandable and accessible to all groups.

Conclusion

As developing urban areas remove or pave over vegetation, they eliminate plants with natural cooling properties. Trees, in particular, reduce temperatures by providing shade and evaporation. As part of an overall strategy to address urban heat, local governments can undertake an urban forestry campaign to preserve existing trees and add new trees. Local governments looking to expand their existing tree canopy or reduce stormwater problems may wish to use a landscaping ordinance, while those that wish to preserve existing trees may want to make a tree protection ordinance a high priority. Local governments with active community groups may derive greater benefit from incentive programs, which require voluntary participation. The chart below summarizes the factors that can help local governments to choose one policy tool over another.

While not every policy tool is appropriate for every city, there are several “no-regrets” tools, offering significant benefits for little cost, that all governments can consider:

- **Demonstrate urban forestry in public projects.** Local governments can fund landscaping in public projects and impose 2- or 3-to-1 replacement ratios for any trees removed from city property. The control that local governments have over their own properties makes this a relatively easy step.
- **Preserve existing trees during development and construction whenever possible.** Governments can require that trees be protected as much as possible if and when the trees conflict with street construction. They can also offer incentives for developers who agree to preserve or plant trees, such as tax credits and an expedited permitting process. These efforts may require action by the local legislature.
- **Include tree planting in landscaping requirements attached to building permits.** Local governments can ensure that new development will increase the tree canopy by explicitly requiring tree planting in landscaping ordinances.
- **Partner with utilities and community groups.** Governments can help establish utility-based incentive programs for tree planting. They can also coordinate with community groups that wish to take over the maintenance of public trees or street trees. Partnering with others can help local governments with either funding constraints or insufficient staff.

TABLE 26 *Decision-Making and Urban Forestry: How the Criteria Affect Tool Choices*

	Outcome Criteria				Governance Criteria	
	Heat	Economic	Public Health	Environmental	Administrative	Legal
Government Operations						
Publicly-Owned Land	+	~	~	+	~	+
Mandates						
Tree Protection Ordinances	+	+	+	+	~	~
Landscaping Ordinances	+	+	+	+	~	~
Other Mandates	+	+	~	+	+	~
Incentives						
Tree Planting Programs	+	+	+	+	~	+
Financial Incentives	+	~	+	+	~	~
Development Incentives	+	+	~	+	~	~
Public Education						
Spotlighting Tree Planting	~	+	+	+	+	+
Public Education	~	+	+	+	+	+
Community Partnerships	~					

Advantageous (+) The choice maximizes benefits and is feasible.

Neutral (~) The choice may present may present mixed advantages and disadvantages.

Conclusion

America's cities are hot and getting hotter.⁴⁹⁴ Urban areas today are already two to five degrees F warmer than surrounding rural areas because of the urban heat island effect,⁴⁹⁵ and scientists predict that climate change will raise average world temperatures between two and 11.5 °F by the year 2100.⁴⁹⁶ As over 80 percent of the U.S. population lives in urban areas, the heat island effect is a threat to public health.⁴⁹⁷ Extreme heat can lead to heat cramps, heat rash, heat exhaustion, heat stroke, and death. Higher temperatures increase smog formation and pollution, which cause or exacerbate respiratory problems.⁴⁹⁸

Many local governments have emergency preparedness plans to respond to heat waves.⁴⁹⁹ Although incredibly important to save lives, emergency responses only help after residents are hot and in danger. This Tool Kit examines four methods to reduce urban heat before it can endanger lives: cool roofs, green roofs, cool pavements, and urban forestry. Each of these can help communities adapt; taken together, they can drastically reduce the heat island effect, while providing many co-benefits.⁵⁰⁰ The Tool Kit provides criteria for deciding which method of reducing heat works best and provides guidance for choosing policy tools.

In addition to providing tools for implementation, the Tool Kit also identifies “no-regrets” policies: the policy options local governments can strongly consider adopting because, regardless of climate change, the policies’ benefits outweigh the costs. Some no-regrets options are summarized below.

Cool Roofs

Government Operations

- Require cool roofs on all new city-owned buildings to demonstrate the benefits of cool roofs.

Mandates

- Revise building codes to mandate cool roofs on all new buildings with flat or low-slope roofs to ensure cool roof adoption.

Incentives

- Establish utility rebate programs for cool roofs, which lower peak energy demand and reduce the likelihood of brownouts and blackouts.

Green Roofs

Incentives

- Create tax credits for building owners who install green roofs and agree to maintain them for a minimum time period to encourage green roof adoption with no up-front cost to the city.
- Give floor-area-ratio bonuses in zoning codes to buildings that install green roofs to provide an incentive to building owners and developers with no cost to the city.

- Create expedited permitting for projects that incorporate green roofs to provide an incentive to building owners and developers with no cost to the city.

Cool Pavements

Mandates

- Minimize paved surfaces by imposing a maximum amount of parking for projects or maximum size for parking spaces.
- Examine the environmental impact of public paving projects.

Incentives

- Encourage porous pavements for stormwater management by removing prohibitions in zoning codes.
- Include porous pavement in best management practices.
- Institute a rebate program to support the use of cool pavements.

Urban Forestry

Government Operations

- Demonstrate urban forestry practices in public projects.

Mandates

- Preserve existing trees during development and construction.

Incentives

- Encourage tree preservation and planting through tax credits and expedited permitting.

Education Programs

- Establish partnerships with utilities and community groups to provide and plant additional trees.

High temperatures in cities already place many in our communities at risk. This Tool Kit strives to inform decision-making in determining how to protect public health from rising heat through change in the built environment. Implementing these policies allows local governments to begin to adapt to urban heat while often providing for even greater economic, environmental, and societal benefits even under current conditions.

TABLE 27 *Urban Heat Methods: How the Criteria Affect Tool Choices*

	Outcome Criteria				Governance Criteria	
	Heat	Economic	Public Health	Environmental	Administrative	Legal
Green Roofs	+	~	~	+	~	~
Cool Roofs	~	+	+	~	~	~
Cool Pavements	+	~	~	+	~	~
Urban Forestry	+	+	+	+	~	+

Advantageous (+) The choice maximizes benefits and is feasible.

Neutral (~) The choice may present may present mixed advantages and disadvantages.

Appendix I: Methodology

Framework for Decision-Making

We analyze each method in terms of four outcome criteria: heat, economic, public health, and environmental; these criteria will correspond to decision makers' priorities and the physical realities of their urban areas. Additionally, we assess the impact of two governance criteria: administrative and legal. With this governance analysis, local governments can determine whether a particular tool is within their current legal authority or administrative capacity.

Outcome Criteria

Our decision-making framework enables local governments to tailor the best heat adaptation strategies for their unique situations. This section describes both sets of decision criteria—outcomes and governance—and then outlines the sets of policy tools that we use in the following chapters. Following the lead set by our Sea-Level Rise Adaptation Tool Kit⁵⁰¹, we organize the outcome criteria into four categories:

Heat: First and foremost, the built-environment method or policy tool must actually reduce heat. Considerations of geography and climate, land cover, and the type of development that generates each heat island will guide policy makers' choices of which method or tool will most effectively reduce heat.

- **Geography and climate:** Urban areas with long, hot summers and mild winters have different considerations than those with warm summers and long, cold winters. In cold climates, cool roofs keep building interiors cooler in winter as well as in summer, potentially leading to greater expenditures on heating costs that could outweigh summer savings.⁵⁰² Levels of rainfall can affect the evaporative cooling from vegetation and permeable pavements, and areas with fine or clay soils may not be able to use permeable pavements at all.
- **City land cover:** Local governments can determine what percentage of their land is covered by pavement, roofs, and vegetation in order to directly address their most common surface type. For instance, in an urban area experiencing rapid development like Phoenix, pavements may comprise a greater proportion of the land surface than roofs and vegetation, making cool pavements a logical priority.⁵⁰³ On the other hand, a city like Salt Lake City (where surprisingly vegetation covers 46 percent of the surface) may focus first on preserving the existing tree canopy.⁵⁰⁴ Certain trends may influence the choice of adaptation method. For example, urban areas with many large parking lots may use cool pavements that are appropriate for low-traffic areas (e.g., porous pavements).⁵⁰⁵
- **New vs. existing development:** Urban areas with a high level of new development have more opportunities to mandate or incentivize adaptation measures than those with less ongoing construction. For example, local governments can offer zoning incentives to new buildings that install green roofs⁵⁰⁶ or require that developers use cool pavements for new roads.⁵⁰⁷ Applying mandatory conditions on pre-existing structures is legally problematic; to reduce heat in older neighborhoods, local governments will likely need a combination of incentive-based programs. Additionally, applying

some adaptation measures to existing buildings can be difficult, costly, or impractical. For instance, not all existing buildings can be retrofitted to have green roofs because green roofs require a certain level of structural support to bear the increased weight.

Public Health: Local governments' public health interest in reducing urban heat focuses primarily on equity and the needs of vulnerable populations. For a variety of reasons, low-income individuals and the elderly are more susceptible to heat-related illnesses,⁵⁰⁸ and they may also suffer more from the effects of the urban heat island, such as poor air quality.⁵⁰⁹ These residents may also have less access to air conditioning⁵¹⁰ or spend a higher percentage of their income on energy costs.⁵¹¹ Therefore, local governments may choose to focus on identifying areas where heat islands are likely to affect vulnerable populations and then apply the heat-reducing methods to these high-need areas. For instance, Philadelphia sponsored a "cool block" program, giving away cool roofing materials in neighborhoods with elderly residents who committed to energy-saving measures.⁵¹² Local governments may want also to ensure that adaptation measures are implemented equitably, such as by offering financial assistance with tree planting and maintenance in low-income communities where maintaining trees might be a burden.⁵¹³

Environmental: All of the methods for reducing urban heat islands play a role in mitigating climate change as well as adapting, and several offer environmental co-benefits outside of their climate benefits. Three of the major co-benefits are lowering energy use, reducing air and water pollution, and improving stormwater management. The first two co-benefits will improve environmental conditions and public health.⁵¹⁴ Because of demand for air conditioning, energy use rises by about 1.5 to 2 percent for every 1 °F temperature increase in large cities.⁵¹⁵ The built-environment methods, especially cool and green roofs, can significantly reduce energy demand in buildings while keeping people cooler. For instance, the green roof installed on Chicago's City Hall is expected to reduce energy costs by \$3,600 per year.⁵¹⁶ Heat adaptation strategies can also help local governments address air pollution such as ground-level ozone and water quality from stormwater runoff.

Economic: When contemplating the financial impact of adaptation strategies, governments must take stock of the short- and long-term costs of each method, as well as the potential cost-savings of each over time, and choose who will pay the costs. Some heat adaptation methods require large upfront investments; green roofs, for example, have initial costs ranging from \$10 to \$25 per square foot. However, building owners commonly offset this cost over time in energy savings and other co-benefits.⁵¹⁷ Incentive programs that encourage citizens to adapt may require more government funding than mandates, which would place the cost on private actors. Green roofs and some types of cool pavements may have greater maintenance costs over time as well.

Local governments may draw from a variety of funds to pay for adaptation measures, including general funds as well as targeted taxes, fees, or charges.⁵¹⁸ Some localities have used pre-existing federal, state, or local funding streams to pay for adaptation, such as incorporating urban forestry measures into federal grants for air quality improvement.⁵¹⁹ By simply using existing funding streams in smarter ways, governments with tight budgets may be able to begin their adaptation efforts.

Governance Criteria

Governance criteria are grouped into two categories:

Administrative: Program administration and the city's current practices may influence which strategies are most likely to work.

- **Program Administration:** Government organization, coordination with outside groups, and the level of participation of citizens and interest groups can strongly affect the success of various strategies. Authority for the various strategies may be divided among a number of government agencies, such as planning, public works, health, and environmental departments; coordination among these agencies will lead to better outcomes. Local governments may also need to coordinate and/or partner with other levels of government, community groups, local utilities, and others with expertise in the field. Strategies that involve public engagement or support, such as maintaining urban forests, will naturally be more successful in areas with a high level of community interest and activism. Finally, governments might evaluate whether opposition from interest groups, such as developers, contractors and suppliers, or utilities, could delay or prevent implementation of certain adaptation measures, particularly those that are mandatory.⁵²⁰
- **Current Practices:** Because most local governments are not starting from nothing, they must consider how current policies fit with their adaptation goals. In order to capitalize on current programs and policies that may work well, local governments may choose to build upon an existing urban forestry program, for example, rather than beginning an entirely new program from scratch.

Legal: Local governments will need to consider which tools fall within the authority that agencies already possess and which may require further granting of authority from either the local legislative body or the state legislature. In addition, certain methods or tools could conflict with current state or local law. For instance, existing building or paving standards may conflict with heat adaptation priorities.⁵²¹ To improve current laws, governments can consider consolidating the laws on a particular topic⁵²² or revising existing ordinances to better address heat adaptation needs. We have attempted here to identify potential legal obstacles for each local government to consider.

Appendix II: Additional Resources

Background on the Urban Heat Island

Source (and Author)	Link
Cool Surfaces and Shade Trees to Reduce Energy Use and Improve Air Quality in Urban Areas (Akbari et al.)	http://www.fs.fed.us/ccrc/topics/urban-forests/docs/cool%20surfaces%20and%20shade%20trees%20to%20improve%20air%20quality.pdf
Heat Island Group, Lawrence Berkeley National Laboratory	https://http://heatisland.lbl.gov/
Mitigating New York City's Heat Island with Urban Forestry, Living Roofs, and Light Surfaces (Rosenzweig et al.)	http://www.giss.nasa.gov/research/news/20060130/103341.pdf
Reducing Urban Heat Islands: Compendium of Strategies (U.S. EPA)	http://www.epa.gov/heatisd/resources/compendium.htm
Science Corner: Heat Island Effect (U.S. EPA)	http://www.epa.gov/heatisd/resources/reports.htm#mitigation
Sustainable South Bronx, Urban Heat Island Mitigation Can Improve New York City's Environment: Research on the Impacts of Mitigation Strategies on the Urban Environment (Rosenthal et al.)	http://csud.ei.columbia.edu/sitefiles/file/SSBx_UHI_Mit_Can_Improve_NYC_Enviro%5B1%5D.pdf
The Urban Heat Island, Photochemical Smog, and Chicago: Local Features of the Problem and Solution (Gray & Finster)	http://www.epa.gov/heatislands/resources/pdf/the_urban_heat_island.pdf

Urban Heat Island Plans and Proposals

Source (and Author)	Link
Adding Green to Urban Design: A City for Us and Future Generations (City of Chicago)	http://www.cityofchicago.org/dam/city/depts/zlup/Sustainable_Development/Publications/Green_Urban_Design/GUD_booklet.pdf
Cool Houston! A Plan for Cooling the Region (Houston Advanced Research Center)	http://files.harc.edu/Projects/CoolHouston/CoolHoustonPlan.pdf
Dallas Urban Heat Island (Houston Advanced Research Center)	http://files.harc.edu/Projects/DallasUHI/FinalReport.pdf
Green Codes Task Force Recommendations to New York Building Code (Urban Green Council, U.S. Green Building Council)	http://www.nyc.gov/html/gbee/downloads/pdf/gctf_all_proposals.pdf
Urban Planning Tools for Quality Growth, 2002 Supplement (Envision Utah)	http://www.envisionutah.org/Urban%20Planning%20Tools%20for%20Quality%20Growth_First%20Ed.pdf

Cool Roofs

Source (and Author)	Link
The Economics of Cool Roofing: A Local and Regional Approach (Hoff)	http://www.roofingcenter.org/syncshow/uploaded_media/Economics%20of%20Cool%20Roofing(1).pdf
Guidelines for Selecting Cool Roofs (Urban & Roth)	http://www1.eere.energy.gov/femp/pdfs/coolroofguide.pdf

Green Roofs

Source (and Author)	Link
International Green Roof Association	http://www.igra-world.com/
Beating the Heat in the World's Big Cities (Scott)	http://earthobservatory.nasa.gov/Features/GreenRoof/greenroof.php
Ecoroof Handbook (Environmental Services, City of Portland)	http://www.portlandonline.com/bes/index.cfm?c=50818&a=259381
Design Guidelines for Green Roofs (Peck & Kuhn)	http://www.cmhc-schl.gc.ca/en/inpr/bude/himu/coedar/loader.cfm?url=/commonspot/security/getfile.cfm&PageID=70146
Green Roof Policies: Tools for Encouraging Sustainable Design (Ngan)	http://www.gnla.ca/assets/Policy%20report.pdf

Cool Pavements

Source (and Author)	Link
Cool Pavement Report (Cambridge Systematics, Inc.)	http://www.epa.gov/heatisd/resources/pdf/CoolPavementReport_Former%20Guide_complete.pdf
Preliminary Evaluation of the Lifecycle Costs and Market Barriers of Reflective Pavements (Ting et al.)	http://www.osti.gov/energycitations/servlets/purl/791839-bU8he2/native/791839.pdf
Managing Wet Weather with Green Infrastructure (U.S. EPA)	http://water.epa.gov/infrastructure/greeninfrastructure/upload/gi_action_strategy.pdf

Urban Forestry

Source (and Author)	Link
City of Phoenix Tree & Shade Master Plan	http://phoenix.gov/webcms/groups/internet/@inter/@dept/@parks/documents/web_content/071957.pdf
Chicago's Urban Forest Ecosystem: Results of the Chicago Urban Forest Climate Project (McPherson et al.)	http://www.nrs.fs.fed.us/pubs/gtr/gtr_ne186.pdf
Guidelines for Developing and Evaluating Tree Ordinances (Swiecki & Bernhardt)	http://phytosphere.com/treeord/
Portland Urban Forestry Management Plan (Portland Parks and Recreation)	http://www.portlandonline.com/parks/index.cfm?a=184641&c=38306
Protecting and Developing the Urban Tree Canopy: A 135-City Survey (City Policy Associates for The U.S. Conference of Mayors)	http://www.usmayors.org/trees/treefinalreport2008.pdf
Urban Forestry Management Plan (City of Seattle)	http://www.seattle.gov/environment/documents/Final_UFMP.pdf

Endnotes

- 1 Intergovernmental Panel on Climate Change (IPCC), *Climate Change 2007: Synthesis Report* at 1.1 (2007).
- 2 *Id.*
- 3 The National Oceanic & Atmospheric Administration (NOAA), *State of the Climate in 2009* (D.S. Arndt, M.O. Baringer, and M.R. Johnson, Eds., 2009), at S19.
- 4 Press Release, NOAA, U.S. experiences second warmest summer on record (September 8, 2011), available at http://www.noaa.gov/stories/2011/20110908_auguststats.html.
- 5 *Id.* at 3.2.1.
- 6 *Id.* at 3.2.3.
- 7 U.S. Global Change Research Program (USGCRP), *Global Climate Change Impacts in the United States* 101 (Thomas R. Karl, Jerry M. Melillo & Thomas C. Peterson eds., 2009), available at <http://downloads.globalchange.gov/usimpacts/pdfs/climate-impacts-report.pdf> [hereinafter USGCRP, *Global Climate Change Impacts*].
- 8 *Id.*
- 9 Greater London Authority, *London's Urban Heat Island: A Summary for Decision Makers* (2006), available at http://static.london.gov.uk/mayor/environment/climate-change/docs/UHI_summary_report.pdf (last visited Jan. 9, 2012).
- 10 See U.S. EPA (EPA), *Heat Island Effect: Basic Information*, <http://www.epa.gov/heatislands/about/index.htm> (last visited Jan. 9, 2012).
- 11 See, e.g., EPA, *Heat Island Effect: Basic Information*; C.J.G. Morris, *Urban Heat Islands and Climate Change—Melbourne, Australia*, <http://www.earthsci.unimelb.edu.au/~jon/WWW/uhi-melb.html> (last visited Jan. 9, 2012).
- 12 Ctrs. for Disease Control & Prevention (CDC), *Extreme Heat: A Prevention Guide to Promote Your Personal Health and Safety*, http://www.bt.cdc.gov/disasters/extremeheat/heat_guide.asp (last visited Jan. 9, 2012) [hereinafter CDC, *Extreme Heat*].
- 13 Ctrs. for Disease Control & Prevention (CDC), *Heat Waves*, <http://www.cdc.gov/climatechange/effects/heat.htm> (last visited Jan. 9, 2012).
- 14 *Id.* See also Cal. Natural Resources Agency, *2009 California Climate Adaptation Strategy* 31 (2009), available at <http://www.energy.ca.gov/2009publications/CNRA-1000-2009-027/CNRA-1000-2009-027-F.PDF>.
- 15 CDC, *Extreme Heat*.
- 16 Office of Climate, Water, and Weather Services, National Weather Service, National Oceanic and Atmospheric Administration (NOAA), *Heat Wave: A Major Summer Killer*, http://www.nws.noaa.gov/om/brochures/heat_wave.shtml (last visited Jan. 9, 2012).
- 17 *Id.*
- 18 CDC, *Extreme Heat*.
- 19 See U.S. EPA, *Excessive Heat Events Guidebook* (2006) at 5-6, available at http://www.epa.gov/heatisld/about/pdf/EHEguide_final.pdf (last visited Jan. 24, 2012).
- 20 EPA, *Heat Island Effect: Basic Information*.
- 21 Kimberly A. Gray & Mary E. Finster, *The Urban Heat Island, Photochemical Smog, and Chicago: Local Features of the Problem and Solution* 5 (1999), available at http://www.epa.gov/heatislands/resources/pdf/the_urban_heat_island.pdf (last visited Jan. 24, 2012).
- 22 *Id.*

- 23 U.S. EPA, *Reducing Urban Heat Islands: Compendium of Strategies, Urban Heat Island Basics* 13 (2008), available at <http://www.epa.gov/heatisld/resources/pdf/BasicsCompendium.pdf> (last visited Jan. 9, 2012) [hereinafter *Compendium: Urban Heat Island Basics*].
- 24 *Id.*
- 25 Paul R. Epstein & Christine Rogers, *Inside the Greenhouse: The Impacts of CO₂ and Climate Change on Public Health in the Inner City* 4 (2004), available at <http://chge.med.harvard.edu/publications/documents/green.pdf> (last visited Jan. 24, 2012).
- 26 Aicardo Roa-Espinosa, et al., *Predicting the Impact of Urban Development on Stream Temperature Using a Thermal Urban Runoff Model (TURM)* 370 (2003), available at <http://www.epa.gov/nps/natlstormwater03/31Roa.pdf> (last visited Jan. 24, 2012).
- 27 EPA, *Compendium: Urban Heat Island Basics*, at 15.
- 28 See EPA, *Excessive Heat Events Guidebook* at 26 (Philadelphia), available at http://www.epa.gov/heatisld/about/pdf/EHEguide_final.pdf (last visited Jan. 24, 2012); *Id.* at 32 (Phoenix); City of Milwaukee Health Department And Milwaukee Heat Task Force, *Plan for Excessive Heat Conditions 2011* (2011).
- 29 EPA, Heat Island Effect: Basic Information.
- 30 Hashem Akbari et al., *Cool Surfaces and Shade Trees to Reduce Energy Use and Improve Air Quality in Urban Areas*, 70 *Solar Energy* 295, at 296 (2001), available at <http://www.fs.fed.us/ccrc/topics/urban-forests/docs/cool%20surfaces%20and%20shade%20trees%20to%20improve%20air%20quality.pdf> (last visited Jan. 24, 2012).
- 31 *Id.* at 295.
- 32 Georgetown Climate Center, State and Local Adaptation Plans, <http://georgetownclimate.org/adaptation/state-and-local-plans> (last visited Feb. 27, 2012).
- 33 See, e.g., Center for Science in the Earth System (The Climate Impacts Group), *Preparing for Climate Change: A Guidebook for Local, Regional, and State Governments* at 30-31 (September 2007), available at <http://cses.washington.edu/db/pdf/snoveretalgb574.pdf> (last visited Jan. 24, 2012).
- 34 *Id.*
- 35 CDC, *Extreme Heat*.
- 36 U.S. EPA, Heat Island Effect: Measuring Heat Islands, available at <http://www.epa.gov/heatislands/about/measuring.htm> (last visited Jan. 24, 2012).
- 37 Milwaukee Department of Environmental Sustainability, *Building Green*, available at <http://city.milwaukee.gov/buildinggreen> (last visited Jan. 12, 2012).
- 38 Leslie Kaufman, *In Kansas, Climate Skeptics Embrace Cleaner Energy*, N.Y. Times, October 19, 2010, at A1.
- 39 Jessica Grannis, Georgetown Climate Center, *Adaptation Tool Kit: Sea-Level Rise and Coastal Land Use* (Oct. 2011), available at http://www.georgetownclimate.org/sites/default/files/Adaptation_Tool_Kit_SLR.pdf (last visited Jan. 24, 2012).
- 40 Climate Change and Adaptation Strategies for Human Health 75-6 (Bettina Menne and Kristie Ebi, eds., 2006).
- 41 California Environmental Protection Agency Air Resources Board, *2003 Progress Report and Research Plan on the Air Resources Board's Vulnerable Populations Research Program* 6 (August 2003).
- 42 Connecticut Climate Change, *The Public Health Risk to Connecticut from Projected Climate Changes: The Challenge of Adaptation* 20-21 (2010), available at <http://ctclimatechange.com/wp-content/uploads/2010/02/Climate-Draft-Public-Health-for-Public-Release.pdf> (last visited Jan. 24, 2012).
- 43 E. Gregory McPherson et al., U.S. Dep't of Agric., *Chicago's Urban Forest Ecosystem: Results of the Chicago Urban Forest Climate Project* 111 (1994), available at http://www.nrs.fs.fed.us/pubs/gtr/gtr_ne186.pdf (last visited Jan. 24, 2012).
- 44 See, generally, U.S. EPA, *Compendium: Urban Heat Island Basics*.
- 45 U.S. EPA, Heat Island Effect: Green Roofs, <http://www.epa.gov/heatislands/mitigation/greenroofs.htm> (last visited Jan. 24, 2012). In comparison, cool roof coatings on a low-slope roof may cost \$0.75 to \$1.50 per square foot. U.S. EPA, Heat Island Effect: Cool Roofs, <http://www.epa.gov/heatislands/mitigation/coolroofs.htm> (last visited Jan. 24, 2012) [hereinafter EPA, Heat Island Effect: Cool Roofs].
- 46 U.S. EPA, *Managing Wet Weather with Green Infrastructure Municipal Handbook: Funding Options* 1 (2008), available at http://www.epa.gov/npdes/pubs/gi_munichandbook_funding.pdf (last visited Jan. 24, 2012) [hereinafter EPA, *Funding Options*].

- 47 See *Cool Roof Amendment to Chicago's Energy Conservation Code*, Heat Island Reduction Initiative (HIRI) News, Mar. 18, 2003, at 3, available at http://www.epa.gov/heatisld/resources/pdf/mar_03.pdf; cf. Steve Moddemeyer, Seattle Dep't of Planning & Dev., Seattle's New Landscaping Requirement for Seattle's Commercial Areas, Transcript of Webcast (Jan. 29, 2008), http://www.epa.gov/heatisld/resources/transcripts/29-jan-08-Webcast_Transcript.pdf (describing how Seattle offered zoning incentives to developers to induce compliance with its Green Factor landscaping requirements).
- 48 E.g., Memorandum from Andrzej Kasiniak, City Engineer, City of Poulsbo, Notice of Amendment: City of Poulsbo Construction Standards and Specifications, Section 2, Street Standards (May 29, 2009), available at http://www.cityofpoulsbo.com/publicworks/documents/June_2009_interim_adoptionstreetstandards.pdf.
- 49 See Urban Green Council, U.S. Green Bldg. Council, Green Codes Task Force Recommendations to New York Building Code OC 5-1 (2010), available at <http://www.urbangreencouncil.org/greencodes/full-proposal>.
- 50 Andy Haines & Jonathan A. Patz, *Health Effects of Climate Change*, 291 *The Journal of the American Medical Association* 99, 99 (2004).
- 51 U.S. EPA, Heat Island Effect: Basic Information.
- 52 See, e.g., Akbari et al., *Cool Surfaces and Shade Trees*, at 296.
- 53 EPA, Heat Island Effect: Cool Roofs at 3.
- 54 EPA, Heat Island Effect: Cool Roofs at 1.
- 55 Michael Blasnik, *Impact Evaluation of the Energy Coordinating Agency of Philadelphia's Cool Homes Pilot Project*, November 2004, at 20, available at http://ecasavesenergy.org/sites/www.ecasavesenergy.org/files/coolhomes_finalimpact_11-04.pdf (last visited April 27, 2012).
- 56 *Id.* at 23. Peak heat gain is the measure of how much energy is transferred into the room in the form of heat during peak outside temperatures.
- 57 *Id.* at 8-9.
- 58 Steven Chu, *Installation of Cool Roofs on Department of Energy Buildings* (Memorandum for Heads of Departmental Elements, Department of Energy, June 1, 2010), available at http://www.eere.energy.gov/pdfs/chu_memo_installation_cool_roofs_doe_buildings.pdf (last visited Feb. 2, 2012).
- 59 See Cool Roof Rating Council, Home and Building Owners Info, <http://www.coolroofs.org/HomeandBuildingOwnersInfo.html> (last visited Jan. 25, 2012).
- 60 EPA, Heat Island Effect: Cool Roofs at 5-6.
- 61 *Id.* at 6-7.
- 62 EPA, *Reducing Urban Heat Islands: Compendium of Strategies, Cool Roofs* 5 (2008), available at <http://www.epa.gov/heatisld/resources/pdf/CoolRoofsCompendium.pdf> (last visited Jan. 25, 2012) [hereinafter "EPA, *Cool Roofs*"].
- 63 Michon Scott, *Beating the Heat in the World's Big Cities* 2 (Aug. 1, 2006), <http://earthobservatory.nasa.gov/Features/GreenRoof/greenroof.php>.
- 64 U.S. EPA, *Reducing Urban Heat Islands: Compendium of Strategies, Heat Island Reduction Activities* 13 (2008), available at <http://www.epa.gov/heatisld/resources/pdf/ActivitiesCompendium.pdf>. [hereinafter EPA, *Heat Island Reduction Activities*] (last visited March 12, 2012).
- 65 City of Philadelphia, Mayor Nutter Announces Winner of Retrofit Philly "Coolest Block" Contest, Signs Cool Roof Legislation Into Law, <http://cityofphiladelphia.wordpress.com/2010/05/14/mayor-nutter-announces-winner-of-retrofit-philly-%E2%80%9Ccoolest-block%E2%80%9D-contest-signs-cool-roof-legislation-into-law/> (May 14, 2010, 6:03 EST).
- 66 Town of Gilbert, General Plan, Chapter 7—Environmental Planning Element, http://www.gilbertaz.gov/planning/pdf/GenPlan2011/draft-chapters/11_GP_Chapter_7_FINAL_edit—Nov_2010.pdf (last visited Mar. 12, 2012).
- 67 *Id.*
- 68 EPA, *Cool Roofs* at 10-11; See also Cool Roof Rating Council, Why Cool Roofs Are Way Cool, http://www.coolroofs.org/documents/IndirectBenefitsofCoolRoofs-WhyCRareWayCool_000.pdf (last visited Mar. 12, 2012).
- 69 Ctrs. for Disease Control & Prevention, Air Quality and Respiratory Disease, <http://www.cdc.gov/climatechange/effects/airquality.htm> (last visited Mar. 12, 2012).
- 70 EPA, *Cool Roofs* at 10.
- 71 EPA. Heat Island Effect: Cool Roofs.
- 72 Cool Roof Rating Council, Home and Building Owners Info.

- 73 *Id.* at 1.
- 74 Goddard Institute for Space Studies, National Aeronautics and Space Administration, Keeping New York City “Cool” is the Job of NASA’s “Heat Seekers” (Jan. 30, 2006), <http://www.giss.nasa.gov/research/news/20060130/>.
- 75 Env’tl. Services, City of Portland, Ecoroof Handbook 11 (2009), available at <http://www.portlandonline.com/bes/index.cfm?c=50818&a=259381>; Int’l Green Roof Ass’n, Construction Engineering, http://www.igra-world.com/engineering/construction_engineering.php (last visited Mar. 12, 2012) [hereinafter City of Portland, Ecoroof Handbook]; EPA, *Cool Roofs* at 13.
- 76 EPA, *Cool Roofs* at 12.
- 77 U.S. EPA, *Reducing Urban Heat Islands: Compendium of Strategies, Green Roofs* 10 (2008), available at <http://www.epa.gov/heatisd/resources/pdf/GreenRoofsCompendium.pdf>.
- 78 *See, e.g.*, James L. Hoff, The Economics of Cool Roofing: A Local and Regional Approach 2 (2005), http://www.roofingcenter.org/syncshow/uploaded_media/Economics%20of%20Cool%20Roofing%281%29.pdf.
- 79 Bryan Urban & Kurt Roth, Guidelines for Selecting Cool Roofs 4 (2010), available at www1.eere.energy.gov/femp/pdfs/coolroofguide.pdf.
- 80 Sarah E. Bretz and Hashem Akbari, Long-term Performance of high-albedo roof coatings, 25(2) *Energy and Buildings* 159, 165 (1997).
- 81 David Roodvoets, et al., Saving Energy by Cleaning Reflective Thermoplastic Low-Slope Roofs (2004), available at http://www.ornl.gov/sci/roofs+walls/staff/papers/new_51.pdf (last visited Mar. 12, 2012).
- 82 Scott at 3.
- 83 *Id.*
- 84 Urban & Roth at 21.
- 85 Hoff at 5.
- 86 Mark Z. Jacobson and John E. Ten Hoeve, *Effects of Urban Surfaces and White Roofs on Global and Regional Climate*, 25 *Journal of Climate* (in press), at 16, <http://stanford.edu/group/efmh/jacobson/Articles/Others/HeatIsland+WhiteRfs0911.pdf>.
- 87 *Id.* at 21.
- 88 Lawrence Berkeley Laboratory, Heat Island Group.
- 89 Jacobson and Ten Hoeve at 23.
- 90 *Id.*
- 91 Surabi Menon, et al., *Cool Roofs and Global Cooling*, Heat Island Group, Lawrence Berkeley National Laboratory November 2011, [http://heatisland.lbl.gov/sites/heatisland.lbl.gov/files/LBNL_Heat_Island_Group_response_to_Jacobson_and_Ten_Hoeve_\(2011\)_November_4_2011.pdf](http://heatisland.lbl.gov/sites/heatisland.lbl.gov/files/LBNL_Heat_Island_Group_response_to_Jacobson_and_Ten_Hoeve_(2011)_November_4_2011.pdf).
- 92 Hoff at 4-5.
- 93 EPA, *Cool Roofs* at 12.
- 94 Bretz & Akbari at 159.
- 95 *See, e.g.*, Hoff at 4.
- 96 Scott at 3.
- 97 Urban & Roth at 21.
- 98 William D. Solecki et al., Urban Heat Island and Climate Change: An Assessment of Interacting and Possible Adaptations in the Camden, New Jersey Region 3 (2004), available at <http://www.state.nj.us/dep/dsr/research/urbanheat.pdf> (last visited Mar. 12, 2012)
- 99 EPA, *Cool Roofs* at 12.
- 100 Pacific Gas and Electric Company, *Inclusion of Solar Reflectance and Thermal Emittance Prescriptive Requirements for Residential Roofs in Title 24*. Draft Report, May 17, 2006. Cited in EPA, *Cool Roofs* at 14.
- 101 EPA, *Cool Roofs* at 12.
- 102 *See* more detailed discussion *infra*, section 4. Local governments should assess their own building and other codes for authority to encourage green roofs through a variety of existing policies such as tax and stormwater rebates, developer bonuses, et al.

- 103 Tucson Clean & Beautiful Inc., Hot Topics/Cool Solutions, <http://www.tucsonaz.gov/tcb/tcbhtcs.htm> (last visited Mar. 5, 2012).
- 104 Lisa Gartland, Cool Roof Energy Savings Evaluation for City of Tucson, Thomas O. Price Service Center, Administration Building One 5 (1990), available at <http://cms3.tucsonaz.gov/files/energy/CoolCommPh2-Dr.GsFinalReport-COVERPG.pdf> (last visited Mar. 5, 2012).
- 105 *Id.* at 5.
- 106 *Id.* at 3.
- 107 Urban & Roth at 11.
- 108 83 Am. Jur. *2d Zoning and Planning* § 3 (2d ed. 2010).
- 109 EPA, *Heat Island Reduction Activities* at 14.
- 110 Urban & Roth at 11.
- 111 EPA, *Cool Roofs* at 21.
- 112 US Green Building Council, *Who Uses LEED*, 2012, available at <http://www.usgbc.org/DisplayPage.aspx?CMSPageID=2492> (last visited Jan. 27, 2012).
- 113 International Code Council (ICC), *International Green Construction Code*, 2012, available at <http://www.iccsafe.org/cs/IGCC/Pages/default.aspx> (last visited Jan. 27, 2012).
- 114 Development Services, City of Frisco, Texas, Residential Green Building, <http://www.ci.frisco.tx.us/DEPARTMENTS/PLANNINGDEVELOPMENT/GREENBUILDING/Pages/ResidentialGreenBuilding.aspx> (last visited Jan. 24, 2012).
- 115 Development Services, City of Frisco, Texas, Commercial Green Building, <http://www.ci.frisco.tx.us/departments/planningDevelopment/greenbuilding/Pages/CommercialGreenBuilding.aspx> (last visited Jan. 24, 2012).
- 116 City of Frisco, Residential Green Building.
- 117 Development Services, City of Frisco, Texas, Minimum Standards: Commercial Green Building Program, http://www.ci.frisco.tx.us/departments/planningDevelopment/greenbuilding/Documents/Commercial_Green_Building_Standards.pdf (last visited Jan. 24, 2012).
- 118 Energy Star, Roof Products Key Product Criteria, http://www.energystar.gov/index.cfm?c=roof_prods.pr_crit_roof_products (last visited Jan. 24, 2012).
- 119 Frisco Green Living, Email Interview with Jeff Witt, Comprehensive and Environmental Administrator for the City of Frisco, <http://www.friscogreenliving.com/green-building-energy/green-building-program-puts-frisco-on-the-cutting-edge/> (last visited March 2, 2012).
- 120 Press Release, City of Philadelphia.
- 121 Wendy Koch, *Philadelphia Joins U.S. Cities Requiring Cool Roofs*, USA Today, June 3, 2010, available at <http://content.usatoday.com/communities/greenhouse/post/2010/06/philadelphia-joins-us-cities-requiring-cool-roofs/1>.
- 122 Live Green Toronto, Eco-Roof Incentive Program, http://www.toronto.ca/livegreen/greenbusiness_greenroofs_eco-roof.htm (last visited Jan. 24, 2012).
- 123 For low-sloped roofs, defined as less than a 9.5-degree incline, the material must have a minimum solar reflectance index rating of 78. Steep sloped roofs, which range from 9.5 degrees to 22.6 degrees, must have a minimum solar reflectance index rating of 29. Both must have a minimum thermal emissivity of 0.9.
- 124 *Id.*
- 125 Cool Roof Rating Council, Cool Roof Codes and Programs, http://www.coolroofs.org/codes_and_programs.html (last visited Jan. 24, 2012).
- 126 *Id.*
- 127 Sacramento Municipal Utility District, Residential Cool Roof <https://www.smud.org/en/residential/save-energy/rebates-incentives-financing/cool-roofs.htm> (last visited May 30, 2012).
- 128 *Id.*
- 129 *Id.* To be considered a cool roof product, flat roof surfaces must have solar reflectivity levels of 0.75 and thermal emittance rates of 0.75. Steep slope roof surfaces must also reach 0.75 thermal emittance rates, but need to only have a solar reflectivity rate of 0.40.
- 130 Lisa Gartland, Cool Roof Energy Savings at 5.

- 131 NYC °CoolRoofs, City of N.Y., About NYC °CoolRoofs, <http://www.nyc.gov/html/coolroofs/html/about/about.shtml> (last visited Jan. 24, 2012).
- 132 *Id.*
- 133 NYC °CoolRoofs, City of N.Y., NYC °CoolRoofs Home Page, <http://www.nyc.gov/html/coolroofs/html/home/home.shtml> (last visited Jan. 24, 2012).
- 134 NYC Service, http://www.nycservice.org/initiatives/index.php?initiative_id=29.
- 135 See Houston Advanced Research Ctr. (HARC), Cool Houston! A Plan for Cooling the Region 14-15 (2004), available at <http://files.harc.edu/Projects/CoolHouston/CoolHoustonPlan.pdf> [hereinafter Cool Houston!].
- 136 *Id.* at 29.
- 137 *Id.* at 30-31.
- 138 Houston Advanced Research Center, Cool Houston! Flyer, available at <http://files.harc.edu/Projects/CoolHouston/Flyer.pdf> (last visited Mar. 1, 2012).
- 139 EPA, Heat Island Effect: Cool Roofs.
- 140 Katie Moisse, Over the Top: Data Show “Green” Roofs Could Cool Urban Heat Islands and Boost Water Conservation (Feb. 2, 2010), available at <http://www.scientificamerican.com/article.cfm?id=green-roof-climate-change-mitigation>.
- 141 Evapotranspiration is a process by which plants absorb and emit water and use heat from the air to evaporate it, cooling the surrounding air. Green Roofs at 3.
- 142 EPA, Heat Island Effect: Green Roofs.
- 143 EPA, *Green Roofs* at 3-4.
- 144 Cynthia Rosenzweig et al., Mitigating New York City’s Heat Island with Urban Forestry, Living Roofs, and Light Surfaces 3 (2006), available at <http://www.giss.nasa.gov/research/news/20060130/103341.pdf>.
- 145 Roanoke Free Press, *Municipal Building sprouts a ‘green roof’*, May 7, 2012, www.roanokefreepress.com/?p=16372; Deborah Laverty, *NIPSCO to honor Lake Station for green initiatives at new municipal complex*, Northwest Indiana Times (July 8, 2012), www.nwitimes.com/news/local/lake/lake-station/nipSCO-to-honor-lake-station-for-green-initiatives-at-new/article_6e8dcd28-ca99-5a20-a011-c1c42c395a9d.html.
- 146 Steven Peck & Monica Kuhn, Design Guidelines for Green Roofs 4 (2001), available at <http://www.cmhc-schl.gc.ca/en/inpr/bude/himu/coedar/loader.cfm?url=/commonspot/security/getfile.cfm&PageID=70146>.
- 147 Timothy Carter & Laurie Fowler, *Establishing Green Roof Infrastructure Through Environmental Policy Instruments*, 42 Environmental Management 151, 152 (2008).
- 148 EPA, *Green Roofs* at 4.
- 149 *Id.*
- 150 Int’l Green Roof Association (IGRA), “Green Roof Types,” http://www.igra-world.com/types_of_green_roofs/index.php (last visited Mar. 12, 2012) [hereinafter IGRA, Green Roof Types].
- 151 Peck & Kuhn at 5.
- 152 EPA, *Green Roofs* at 8.
- 153 EPA, *Green Roofs* at 4.
- 154 Goya Ngan, Green Roof Policies: Tools for Encouraging Sustainable Design 2 (2004), available at <http://www.gnla.ca/assets/Policy%20report.pdf>.
- 155 Pallavi Biswas & Jenny Hong, Greening Roofs: A Cross Sectional Study 7 (May 2009) (unpublished B.S. thesis, University of Pennsylvania) (on file with author).
- 156 IGRA, Green Roof Types.
- 157 Carter & Fowler at 152.
- 158 EPA, Heat Island Effect: Green Roofs.
- 159 EPA, Green Roofs at 5, 12.
- 160 *Id.* at 6.
- 161 Ngan at 1. In choosing appropriate vegetation, builders will want to consider changing climate conditions in the future.

- 162 Int'l Green Roof Ass'n (IGRA), Private Benefits, http://www.igra-world.com/benefits/private_benefits.php (last visited Mar. 12, 2012) [hereinafter IGRA, Private Benefits].
- 163 Green Roofs for Healthy Cities, Green Roofs Benefits, <http://www.greenroofs.org/index.php/about-green-roofs/green-roof-benefits> (last visited Mar 12, 2012) [hereinafter Green Roofs for Healthy Cities, Green Roofs Benefits].
- 164 EPA, Heat Island Effect: Green Roofs.
- 165 EPA, *Green Roofs* at 8.
- 166 Green Roofs for Healthy Cities, Green Roofs Benefits.
- 167 IGRA, Private Benefits.
- 168 Green Roofs for Healthy Cities, Green Roofs Benefits.
- 169 Fairmount Waterfront Hotel, Dining: Herb Garden and Honeybees, <http://www.fairmont.com/waterfront/GuestServices/Restaurants/HerbGardenhoneybees.htm>.
- 170 EPA, Heat Island Effect: Green Roofs.
- 171 Biswas & Hong at 9.
- 172 *Id.*
- 173 Rosenzweig et al. at 4-5.
- 174 *See, e.g.*, Ngan, at 5.
- 175 EPA, *Green Roofs*, at 8, 12.
- 176 *Id.* at 8-10.
- 177 EPA, Heat Island Effect: Green Roofs.
- 178 EPA, *Green Roofs* at 7.
- 179 *Id.*
- 180 National Renewable Energy Laboratory, Green Roofs, Federal Technology Alert, August 2004, available at http://www.nrel.gov/applying_technologies/pdfs/femp_fta_green_roofs.pdf (last visited June 27, 2012).
- 181 Int'l Green Roof Ass'n (IGRA), Public Benefits, http://www.igra-world.com/benefits/public_benefits.php (last visited Mar. 12, 2012) [hereinafter IGRA, Public Benefits].
- 182 Green Roofs for Healthy Cities, Green Roofs Benefits.
- 183 Peck & Kuhn at 8.
- 184 Green Roofs for Healthy Cities, Green Roofs Benefits.
- 185 EPA, *Green Roofs* at 13.
- 186 IGRA, Green Roof Types.
- 187 City of Portland, Ecoroof Handbook at 11.
- 188 IGRA, Green Roof Types.
- 189 Peck & Kuhn at 13.
- 190 Tim McKeough, *Room to Improve*, N.Y. Times (Feb. 1, 2008), <http://www.nytimes.com/2008/02/21/garden/21room.html>.
- 191 *See, e.g.*, Ngan at 4-5.
- 192 EPA, *Green Roofs* at 10.
- 193 *Id.*
- 194 *Id.*; Biswas & Hong at 6-7.
- 195 Peck & Kuhn at 14-15.
- 196 Corrie Clark, et al., *Green Roof Valuation: A Probabilistic Economic Analysis of Environmental Benefits* (2007), cited in EPA, *Green Roofs* at 11.
- 197 Tina Kaarsberg and Hashem Akbari, *Cool Roofs Cool the Planet*, September/October 2006 Home Energy 38, at 38; As referenced in the Cool Roofs chapter, this is in some dispute.
- 198 EPA, *Green Roofs* at 3.

- 199 Arthur H. Rosenfeld, *White Roofs to Cool your Building, your City and (this is new!) Cool the World*, presentation to the EESI Panel on Cool Roofs for Cooler Summers, July 21, 2011, available at http://files.eesi.org/rosenfeld_072111.pdf.
- 200 46. EnvironmentLA, City of Los Angeles, ClimateLA: Municipal Program Implementing the GreenLA Climate Action Plan (2008), available at <http://environmentla.org/pdf/ClimateLA%20Program%20document%2012-08.pdf>.
- 201 *Id.* at 5, 12.
- 202 Josh Foster, Ashley Lowe, and Steve Winkelman, The Center for Clean Air Policy, The Value of Green Infrastructure for Urban Climate Adaptation 4-5 (2011), available at: http://www.ccap.org/docs/resources/989/Green_Infrastructure_FINAL.pdf.
- 203 EPA, Heat Island Effect: Green Roofs. *See, e.g.*, EPA, *Green Roofs* at 8, 12. Center for Neighborhood Technology and American Rivers, “The Value of Green Infrastructure: A Guide to Recognizing Its Economic, Environmental and Social Benefits,” 2010, available at <http://www.americanrivers.org/assets/pdfs/reports-and-publications/the-value-of-green-infrastructure.pdf> (last visited Feb. 2, 2012).
- 204 EPA, *Green Roofs* at 1.
- 205 *See* more detailed discussion *infra*, section 4. Local governments should assess their own building and other codes for authority to encourage green roofs through a variety of existing policies such as tax and stormwater rebates, developer bonuses, et al.
- 206 Bruce Zimmerman, Roof Garden on Chicago’s City Hall, http://www.brucezimmerman.com/articles/ROOF_GARDENS.htm (last visited Mar. 12, 2012).
- 207 City of Chicago, Chicago’s City Hall Rooftop Garden, http://www.cityofchicago.org/city/en/depts/dae/supp_info/chicago_s_city_hallrooftopgarden.html (last visited Mar. 12, 2012).
- 208 *Id.*; City of Chicago, City Hall Rooftop Garden Design and Construction, http://www.cityofchicago.org/city/en/depts/dae/supp_info/city_hall_rooftopgardendesignandconstruction.html, (last visited Mar. 12, 2012).
- 209 Zimmerman, Roof Garden of Chicago’s City Hall.
- 210 EPA, *Heat Island Reduction Activities* at 13.
- 211 City of Portland Bureau of Planning & Sustainability, Central City Fundamental Design Guidelines 2001, Section C—Project Design 130-33 at 131 (2001), available at <http://www.portlandonline.com/bps/index.cfm?a=58811&c=34250>.
- 212 City of Portland Bureau of Planning & Sustainability, Central City Fundamental Design Guidelines 2001, Part II – The Central City Fundamental Design Guidelines 16 (2001), available at <http://www.portlandonline.com/bps/index.cfm?a=58808&c=34250>.
- 213 83 Am. Jur. 2d *Zoning and Planning* § 3 (2d ed. 2010).
- 214 Jason Hirst, Functional Landscapes: Assessing Elements of Seattle Green Factor 1 (2008), available at http://www.seattle.gov/dpd/cms/groups/pan/@pan/@permits/documents/web_informational/dpd016505.pdf.
- 215 Dep’t of Planning & Dev., City of Seattle, Green Factor: Overview, <http://www.seattle.gov/dpd/Permits/GreenFactor/Overview/> (last visited Mar. 12, 2012).
- 216 Hirst at 15.
- 217 83 Am. Jur. 2d *Zoning and Planning* § 3 (2d ed. 2010).
- 218 City of Toronto, Green Roofs Bylaw, <http://www.toronto.ca/greenroofs/overview.htm> (last visited Mar. 12, 2012). Two thousand square meters is about 21,000 square feet, or approximately the size of a grocery store.
- 219 *Id.*
- 220 *See, e.g.*, *id.*
- 221 *See, e.g.*, EPA, *Green Roofs* at 20-21.
- 222 City of Toronto, Making Green Roofs Happen 34 (2005), available at http://www.toronto.ca/greenroofs/pdf/makingsection5_nov16.pdf.
- 223 *Id.* at 33.
- 224 This stands in sharp contrast to tax incentives, whose costs vary with the number of people who choose to take advantage of the tax break.
- 225 City of Chicago, Green Roof Grants Programs, http://www.cityofchicago.org/city/en/depts/dae/supp_info/green_roof_grantsprograms.html (last visited Mar. 12, 2012).

- 226 Live Green Toronto, Eco-Roof Incentive Program.
- 227 City of Toronto, Making Green Roofs Happen at 37.
- 228 *See, e.g.*, Business Services Center, City of Philadelphia, Tax Credits & Other Incentives, <http://business.phila.gov/Pages/TaxCreditsOtherIncentives.aspx?stage=Start&type=All%20Business%20Types§ion=Financing%20%26%20Incentives&BSPContentListItem=Tax%20Credits.%20Grants%20%26%20Other%20Incentives> (last visited Mar. 12, 2012).
- 229 16 McQuillin The Law of Municipal Corporations § 44.19, 44.20.10 (3rd ed.).
- 230 Business Services Center, Tax Credits & Other Incentives.
- 231 *Id.*
- 232 NYC Finance, City of N.Y., Tax Reduction Programs for Residential Property, http://www.nyc.gov/html/dof/html/property/property_tax_reduc_individual.shtml#green (last visited Mar. 12, 2012).
- 233 City of Toronto, Making Green Roofs Happen 9.
- 234 City of Portland Bureau of Planning & Sustainability, Central City Fundamental Design Guidelines.
- 235 David A. Taylor, *Growing Green Roofs, City by City*, 115 Environmental Health Perspectives (2007), available at <http://ehp03.niehs.nih.gov/article/fechArticle.action?articleURI=info:doi/10.1289/ehp.115-a306>.
- 236 *Id.*
- 237 *See, e.g.*, Dep't of Buildings, City of Chicago, Helpful tips for anyone applying for a Green Permit: Menu Items, available at http://www.cityofchicago.org/content/city/en/depts/bldgs/supp_info/helpful_tips_foranyoneapplyingforgreenpermitmenuitems.html (last visited Mar. 12, 2012).
- 238 *See, e.g., id.*
- 239 This is in contrast to between 35 and 53 days for the normal permitting process. *Id.*
- 240 City of Chicago, *Chicago Climate Action Plan Progress Report* at 2 (2010), available at http://www.chicagoclimateaction.org/pages/energy_efficient_buildings/43.php (last visited Mar. 12, 2012).
- 241 Leslie Kaufman, *A City Prepares for a Warm Long-Term Forecast*, N.Y. Times, May 23, 2011, at A1; Georgetown Climate Center, Adaptation Clearinghouse: City of Chicago profile, <http://www.georgetownclimate.org/organizations/city-of-chicago> (last visited Mar. 12, 2012).
- 242 Biswas & Hong.
- 243 *Id.*
- 244 Dep't of Planning & Dev., City of Seattle, Green Roofs in Seattle: Self-Guided Tour, available at http://www.seattle.gov/dpd/cms/groups/pan/@pan/@sustainableblding/documents/web_informational/dpdp020212.pdf (last visited Mar. 12, 2012).
- 245 Env'tl. Services at 27.
- 246 *See, e.g.*, City of Toronto, Green Roofs, <http://www.toronto.ca/greenroofs/index.htm> (last visited Mar. 12, 2012); City of Chicago, Green Buildings, Roofs, and Homes, <http://www.cityofchicago.org/city/en/depts/doe/provdrs/green.html> (last visited Mar. 12, 2012); Portland Bureau of Env'tl. Services, City of Portland, Ecoroofs in Portland: Technical Resources, <http://www.portlandonline.com/bes/index.cfm?c=50818&> (last visited Mar. 12, 2012).
- 247 Portland Bureau of Env'tl. Services, City of Portland, Ecoroofs in Portland: Technical Resources.
- 248 *See, e.g.*, City of Knoxville, TN, <http://www.cityofknoxville.org/sustainability/> (last visited March 1, 2012); City of Fayetteville, AR, http://www.accessfayetteville.org/government/strategic_planning/index.cfm (last visited March 12, 2012).
- 249 U.S. Global Change Research Program, *Global Climate Change Impacts in the United States* at 101.
- 250 EPA, *Green Roofs* at 3.
- 251 Rosenzweig et al. at 4.
- 252 Cambridge Systematics, Inc., Cool Pavement Report 9 (2005), available at http://www.epa.gov/heatisld/resources/pdf/CoolPavementReport_Former%20Guide_complete.pdf.
- 253 U.S. EPA, Reducing Urban Heat Islands: Compendium of Strategies, Cool Pavements 1, 4 (2008), available at <http://www.epa.gov/heatisld/resources/pdf/CoolPavesCompendium.pdf> [hereinafter EPA, *Cool Pavements*]; Cool Houston! at 11.
- 254 EPA, Urban Heat Island Basics at 9.
- 255 EPA, *Excessive Heat Events Guidebook* at 26; Cal. Natural Resources Agency, 2009 California Adaptation Strategy at 31.

- 256 A few localities are experimenting with a third type of cool pavement, crumb rubber surfaces for roads. These pavements may accelerate heat emission during the night, thereby reducing the severity of nighttime heat islands. Cambridge Systematics at 15; *see also* Jay Golden & Kamil Kaloush, “Alternative Pavements Ease Urban-Heat Effect,” <http://schoolofsustainability.asu.edu/news/greentalk/alternative-pavements-ease-urban-heat-effect> (last visited Jan. 24, 2012). Permeable pavements are also known as “porous pavements” or “pervious pavements.” These terms are used interchangeably in this chapter.
- 257 Joyce Klein Rosenthal et al., Sustainable South Bronx, Urban Heat Island Mitigation Can Improve New York City’s Environment: Research on the Impacts of Mitigation Strategies on the Urban Environment 12 (2008), available at http://csud.ei.columbia.edu/sitefiles/file/SSBx_UHI_Mit_Can_Improve_NYC_Enviro%5B1%5D.pdf.
- 258 HARC, Cool Houston! at 9.
- 259 *Id.*
- 260 Cambridge Systematics at 22.
- 261 EPA, *Cool Pavements* at 10.
- 262 *See* U.S. Green Building Council, LEED 2009 For Existing Buildings Operations and Maintenance 8 (2009), available at <http://www.usgbc.org/ShowFile.aspx?DocumentID=5545>.
- 263 EPA, *Cool Pavements* at 5.
- 264 *See* Houston Advanced Research Ctr. (HARC), Dallas Urban Heat Island 60 (2009), available at <http://files.harc.edu/Projects/DallasUHI/FinalReport.pdf> [hereinafter Dallas Urban Heat Island] (last visited Jan. 24, 2012).
- 265 HARC, Cool Houston! at 8-9.
- 266 Cambridge Systematics at 21.
- 267 For more on overlays, see Cambridge Systematics at 19-22; *see also* Lisa Gartland, Cool Alternative Paving Materials & Techniques, <http://www.cleanaircounts.org/resource%20package/a%20book/paving/other%20pavings/coolpave.htm> (last visited Mar. 12, 2012).
- 268 *Eco-Friendly Parking Lot in Fair Oaks Village*, Heat Island Reduction Initiative (HIRI) News, Apr. 19, 2001, at 2, available at http://www.epa.gov/heatisld/resources/pdf/apr_01.pdf.
- 269 Lance Frazer, *Paving Paradise: The Peril of Impervious Surfaces*, 113 Environmental Health Perspectives A456, A459 (2005), available at <http://ehp03.niehs.nih.gov/article/attachmentObjectAction?uri=info%3Adoi%2F10.1289%2Fehp.113-a456&representation=PDF>.
- 270 Cool Communities, Cool Pavements, http://www.coolcommunities.org/cool_pavements.htm (last visited Mar. 12, 2012).
- 271 Frazer at A458; *see also* Green Resource Center, Permeable Pavement 2, <http://files.harc.edu/Projects/DallasUHI/LEEDPermeablePaving.pdf> (last visited Mar. 12, 2012).
- 272 Invisible Structures, Inc., Grasspave2, Gravelpave2 16, <http://files.harc.edu/Projects/DallasUHI/GrasspaveGravelpave.pdf> (last visited Mar. 12, 2012). Town of Gilbert Planning Dep’t, Brochure on the Use of Cool Pavements to Reduce the Urban Heat Island Effect 5 (2006), <http://www.drainscape.com/custdocs/Gilbert-Heat-Island-Cool-Pavements-Brochure.pdf>.
- 273 Cambridge Systematics at 4.
- 274 U.S. EPA, Green Parking Lot Resource Guide 27 (2008), available at [http://www.streamteamok.net/Doc_link/Green%20Parking%20Lot%20Guide%20\(final\).PDF](http://www.streamteamok.net/Doc_link/Green%20Parking%20Lot%20Guide%20(final).PDF).
- 275 Chi. Dep’t of Transp., The Chicago Green Alley Handbook 40 (2007), available at <http://brandavenue.typepad.com/brandavenue/files/greenalleyhandbook.pdf>.
- 276 Michael Ting et al., Preliminary Evaluation of the Lifecycle Costs and Market Barriers of Reflective Pavements 42 (2001), available at <http://www.osti.gov/energycitations/servlets/purl/791839-bU8he2/native/791839.pdf>; Damon Thomas, *Choosing Between Asphalt and Concrete Pavement*, Public Works Magazine (2006), available at <http://www.pwmag.com/industry-news.asp?sectionID=770&articleID=273636>.
- 277 Cambridge Systematics at 4; Melvin Pomerantz et al., Cooler Reflective Pavements Give Benefits Beyond Energy Savings: Durability and Illumination 10 (2000), available at <http://escholarship.org/uc/item/85f4j7pj>. One study, for example, found that light-colored pavements reduced the number of light fixtures by 31% per mile of road, saving \$24,000 in construction costs and nearly \$1,200 per year in maintenance and energy costs per mile. Cool Houston! at 13.
- 278 The cement industry as a whole is responsible for 2.4% of total industrial and energy-related carbon emissions in the United States. Cambridge Systematics at 23.

- 279 EPA, *Cool Pavements* at 3.
- 280 Akbari et al., *Cool Surfaces and Shade Trees* at 296.
- 281 Interlocking Concrete Pavement Inst. et al., Permeable Interlocking Concrete Pavement: A Low Impact Development Tool Training for Municipal Officials 12 (Dec. 19, 2008), http://www.ncsu.edu/picp/PPTs/Municipal_Officials_PPT.pdf.
- 282 This is especially likely to happen when ground water is less than 3 feet from the surface. Cambridge Systematics at 22; *Pervious Pavement Naturally Absorbent*, Public Works Magazine (2005), available at <http://www.pwmag.com/industry-news-print.asp?sectionID=760&articleID=271457>. In addition, de-icing must be done with care on porous pavements, since sand can clog the pavement and chemicals may leach into the groundwater below. Cambridge Systematics at 22.
- 283 See *Cool Houston!* at 11. Nat'l Asphalt Pavement Ass'n, Structural Design, http://www.hotmix.org/index.php?option=com_content&task=view&id=511&Itemid=1109 (last visited Mar. 12, 2012).
- 284 Nat'l Asphalt Pavement Ass'n, Structural Design.
- 285 EPA, *Cool Pavements* at 25; Cambridge Systematics at 37. Note, however, that initial costs may not account for the savings from reduced stormwater infrastructure and maintenance.
- 286 EPA, Green Parking Lot Resource Guide at 30; see also Manoj Chopra et al., Construction and Maintenance Assessment of Pervious Concrete Pavement 88-89 (2007), available at <http://www.rmc-foundation.org/images/Construction%20and%20Maintenance%20Assessment.pdf>. These pavements must also be marked and monitored so that improper activities, such as chemical releases and resurfacing, do not occur nearby and lead to groundwater contamination or pavement clogging. EPA, Green Parking Lot Resource Guide at 26.
- 287 EPA, *Funding Options* at 15.
- 288 Ting et al. at 37-38.
- 289 *Id.* at 38.
- 290 Cambridge Systematics at 38.
- 291 Green Highways Partnership, Watershed Based Stormwater Management Group, http://www.greenhighwayspartnership.org/index.php?option=com_content&view=article&id=20&Itemid=37 (last visited Mar. 12, 2012)
- 292 Cambridge Systematics at 21.
- 293 Gartland, *Cool Alternative Paving Materials & Techniques*.
- 294 Cambridge Systematics at 14.
- 295 Producing each ton of Portland cement (a main constituent in traditional concrete) generates one ton of carbon dioxide emissions. Green Highways Partnership.
- 296 U.S. Department of Transportation, Federal Highway Administration, *Infrastructure: Fly Ash*, <http://www.fhwa.dot.gov/infrastructure/materialsgrp/flyash.htm> (last visited March 1, 2012).
- 297 EPA, Using Recycled Industrial Materials in Buildings, <http://www.epa.gov/osw/conservr/rrr/imr/pdfs/recy-bldg.pdf> (last visited March 1, 2012).
- 298 Cambridge Systematics at 26, 48.
- 299 *Id.* at 33; Ting et al. at 35.
- 300 See Ting et al. at 35.
- 301 EPA, *Cool Pavements* at 8-9; Cambridge Systematics at 17.
- 302 Interlocking Concrete Pavement Inst. et al. at 12; see also Div. of Water Quality, N.C. Dep't of Env't & Natural Resources, Permeable Pavement Systems 2 (2006), available at http://www.bae.ncsu.edu/info/permeable-pavement/BMP_PermeablePavementFinal.doc.
- 303 *Id.* at 1.
- 304 *Cf. id.* at 12 (showing the percentage of pavement area by type of use—roads, parking, sidewalks, and other—in Sacramento, Chicago, Salt Lake City, and Houston).
- 305 For instance, porous pavements may not be suitable for heavily trafficked streets, and rigid, light-colored pavements like concrete may be less beneficial in areas where utility access is frequently needed. *Cool Houston!* at 11; Sarah Bretz et al., *Practical Issues for Using Solar-Reflective Materials to Mitigate Urban Heat Islands*, 32 Atmospheric Environment 95, 99 (1998).
- 306 Golden & Kaloush.

- 307 Cambridge Systematics at 25.
- 308 *Id.* at 30; Ting et al. at iii.
- 309 Cambridge Systematics at 27; Ting et al. at 49.
- 310 See Ting et al. at 5; Gray & Finster at 60; Fed. Highway Admin., U.S. Dep't of Transp., Life-Cycle Cost Analysis in Pavement Design: In Search of Better Investment Decisions xiii (1998), available at <http://isddc.dot.gov/OLPFiles/FHWA/013017.pdf>.
- 311 Cambridge Systematics at 32.
- 312 Cambridge Systematics at 21.
- 313 EPA, *Cool Pavements* at 9.
- 314 *Id.*
- 315 See City of Phoenix Tree & Shade Master Plan 18 (2010), available at <http://phoenix.gov/FORESTRY/shade52010.pdf>; cf. Cal. Natural Resources Agency, 2009 California Climate Adaptation Strategy at 31 (describing the negative health effects of nighttime heat).
- 316 Douglas Beyerlein, *Regional Differences in the Effectiveness of Low-Impact-Development Facilities*, Stormwater, May 2012, available at http://www.stormh2o.com/SW/Articles/Regional_Differences_in_the_Effectiveness_of_LowIm_16764.aspx.
- 317 *Id.*
- 318 Water Env't Research Found., Chicago, Illinois: Becoming the "Greenest City in America," http://www.werf.org/livablecommunities/studies_chic_il.htm (last visited Mar. 12, 2012).
- 319 *Pervious Pavement Naturally Absorbent*; Matt Offenber, *Pervious Concrete Pavement Permitting*, Sustainable Land Development Today (2005), available at <http://www.sldtonline.com/content/view/209/70/>.
- 320 Water Env't Research Foundation.
- 321 *Pervious Pavement Naturally Absorbent*.
- 322 Offenber, *Pervious Pavement Permitting*.
- 323 Bretz et al. at 101.
- 324 Frazer at A461.
- 325 Cambridge Systematics at 28.
- 326 For instance, concrete is more cost-effective when used for major roadway repairs than when used for minor repairs or preventative maintenance. See Ting et al. at 3-4.
- 327 10 McQuillin The Law of Municipal Corporations § 29:32 (3rd ed.).
- 328 HARC, *Cool Houston!* at 18.
- 329 Ting et al. at 36. For a list of other potential funding sources, see Cambridge Systematics at 41.
- 330 See, e.g., Portland Cement Pervious Concrete: Samples of Florida's Cities/Counties Codes & Ordinances 2 (2007), <http://www.secement.org/PDFs/Pervious%20Concrete%20Codes%20-%20FL%2010-07.pdf>. See generally EPA, *Funding Options*.
- 331 Cambridge Systematics at 46-47; EPA, *Funding Options* at 17-20.
- 332 See, e.g., Memorandum from Andrzej Kasiniak, City of Poulso at 4; see also City of Chicago, Adding Green to Urban Design: A City for Us and Future Generations 50 (2008), available at http://www.cityofchicago.org/content/dam/city/depts/zlup/Sustainable_Development/Publications/Green_Urban_Design/GUD_booklet.pdf (recommending that Chicago remove a prohibition on porous paving from its code).
- 333 See, e.g., Urban Green Council at 317.
- 334 For example, local governments could assess parking needs on a case-by-case basis or set maximum parking requirements rather than imposing one-size-fits-all minimum parking requirements. EPA, *Green Parking Lot Resource Guide* at 7, 11-12.
- 335 They also have a substantial role in planning airport, toll, and port facilities. Cambridge Systematics at 48.
- 336 Cf. David Hitchcock, *Urban Heat Island Policies Measures: Examples 4* (May 8, 2007), <http://files.harc.edu/Projects/CoolHouston/Presentations/UrbanHeatIslandPoliciesExamples.pdf> (setting procurement policies favoring cool roofs in public projects).
- 337 Cambridge Systematics at 20.

- 338 Ting et al. at 38.
- 339 Tools are available to calculate the environmental impact of roadways, including Building for Environment and Economic Sustainability, a free software tool developed by the National Institute of Standards and Technology. Amara Rozgus, *Asphalt Versus Concrete*, Public Works Magazine (2006), available at <http://www.pwmag.com/industry-news.asp?sectionID=770&articleID=273635>.
- 340 See, e.g., City of Chicago, Adding Green to Urban Design at 50.
- 341 See Cambridge Systematics at 40.
- 342 City of Novato, Climate Change Action Plan 42 (2009), available at <http://www.cityofnovato.org/Modules/ShowDocument.aspx?documentid=5117>.
- 343 City of Novato, Residential Green Points Checklist for New Single Family Home (2011), available at <http://www.ci.novato.ca.us/Index.aspx?page=1180> (last visited Mar. 12, 2012).
- 344 Urban Green Council at 124; see also Portland Cement Pervious Concrete.
- 345 Beth Wade, *Putting the Freeze on Heat Islands*, http://americacityandcounty.com/mag/government_putting_freeze_heat/ (last visited Mar. 12, 2012).
- 346 See, e.g., Nat'l Ready Mixed Concrete Ass'n, Model Stormwater Ordinance Including Pervious Pavement Systems (2008), available at <http://www.nrmca.org/Codes/StormwaterOrdinance3-21-08.pdf>.
- 347 For information on incentive programs in general, see U.S. EPA, Managing Wet Weather with Green Infrastructure Municipal Handbook: Incentive Mechanisms (2009), available at http://www.epa.gov/npdes/pubs/gi_munichandbook_incentives.pdf.
- 348 Newport News, Va., Code of Ordinances §§ 37.1-10, -13 (Municode through Sept. 28, 2010 ordinances).
- 349 § 37.1-1.
- 350 § 37.1-15(e)(3).
- 351 See Des Moines, Iowa, Municipal Code § 118-295 (Municode through Nov. 8, 2010 ordinances).
- 352 § 118-296; see also City of Palo Alto, Stormwater Rebates Make it Easier to Go Green, http://www.cityofpaloalto.org/depts/pwd/flood_storm/stormwater_rebates/default.asp (last visited Mar. 12, 2012).
- 353 HARC, Cool Houston! at 18.
- 354 Urban Green Council at 306.
- 355 Offenberg, *Pervious Concrete Pavement Permitting*.
- 356 See City of Sacramento City Council, *Green Building Task Force Recommendations*, http://www.sacgp.org/documents/GBTF-Staff-Report_3-1-11.pdf.
- 357 *Id.*
- 358 HARC, Dallas Urban Heat Island at 56; see also Water Env't Research Found.
- 359 U.S. Green Building Council at xv.
- 360 *Id.* at 8-9.
- 361 EPA, *Incentive Mechanisms* at 1.
- 362 *Id.* at 2; cf. Dave Lister, *The Portland River Plan: Wrong Plan for the Wrong Time*, The Oregonian, Apr. 29, 2010, available at http://www.oregonlive.com/opinion/index.ssf/2010/04/the_portland_river_plan_wrong.html.
- 363 Cambridge Systematics at 32-33.
- 364 Sustainable Skylines Kansas City, Parking Lots to Parks, Green Parking Lots Case Studies #2: I'Lan Park, <http://www.sustainableskylineskc.org/assets/PL2Pcasesstudies/ilanpark.pdf> (last visited Mar. 12, 2012).
- 365 Haya El Nasser, *Cities Cleaning, "Greening" Urban Alleys*, USA Today, Apr. 8, 2009, available at http://www.usatoday.com/news/nation/2009-04-08-urban-alleys_N.htm.
- 366 Chicago Dep't of Transp., The Chicago Green Alley Handbook at 20.
- 367 Water Env't Research Found.
- 368 For example, the seven-acre parking lot at Reliant Stadium in Houston was repaved with grass and gravel pavers, helping with heat reduction and stormwater management. Invisible Structures, Inc. at 16.

- 369 Janet Attarian, Transcript of Webcast on Chicago's Sustainable Streets Pilot Project 30 (Jan. 28, 2010), <http://www.epa.gov/heatislands/resources/transcripts/28Jan2010-Attarian.pdf>.
- 370 HARC, Dallas Urban Heat Island at 71; Arthur H. Rosenfeld et al., *Mitigation of Urban Heat Islands: Materials, Utility Programs, Updates*, 22 Energy and Buildings 255, 263 (1995).
- 371 See Jennifer Bitting & Christopher Kloss, Managing Wet Weather with Green Infrastructure Municipal Handbook: Green Infrastructure Retrofit Policies 22 (2008), available at http://water.epa.gov/infrastructure/greeninfrastructure/upload/gi_munichandbook_retrofits.pdf.
- 372 U.S. EPA, *Reducing Urban Heat: Compendium of Strategies, Trees and Vegetation* 3 (2008), available at <http://www.epa.gov/heatisd/resources/pdf/TreesandVegCompendium.pdf> [hereinafter "EPA, *Trees and Vegetation*"].
- 373 Rosenzweig et al. at 8.
- 374 EPA, *Trees and Vegetation* at 3.
- 375 Rosenthal et al. at 20.
- 376 One study estimates that Los Angeles could save \$10 million each year in energy costs by planting trees. Million Trees LA, Why Get Involved?, <http://www.milliontreesla.org/mtabout6.htm> (last visited Mar. 12, 2012).
- 377 McPherson et al. at v.
- 378 Envision Utah, Urban Planning Tools for Quality Growth, 2002 Supplement 189 (2002), available at http://www.envisionutah.org/Urban%20Planning%20Tools%20for%20Quality%20Growth_Supplement.pdf.
- 379 McPherson et al. at 126. According to one report, each strategically-placed tree can reduce annual heating energy use by around 1.3%. McPherson et al. at v.
- 380 David Hitchcock, Trees and Air Quality: Six Methods to Get SIP Credit for Trees 19, 21 (Sept. 2004), <http://files.harc.edu/Projects/CoolHouston/Presentations/TreesAndAirQuality.pdf>; McPherson et al. at iv.
- 381 Research on New York City indicates that increasing tree canopy cover by 10% would reduce ozone by 3%. HARC, Dallas Urban Heat Island at 17.
- 382 City of Phoenix Tree & Shade Master Plan at 20.
- 383 Kelaine E. Vargas et al., U.S. Dep't of Agric. Forest Serv., City of Albuquerque, New Mexico, Municipal Forest Resource Analysis 22 (2006), available at http://www.fs.fed.us/psw/programs/cufr/products/cufr_674_ABO_MFRA_for_web.pdf.
- 384 Portland Parks & Recreation, Portland Urban Forestry Management Plan 2004 73 (2003), available at <http://www.portlandonline.com/parks/index.cfm?a=184641&c=38306> [Hereinafter Portland Parks & Recreation, Portland Urban Forestry].
- 385 See HARC, Cool Houston! at 38.
- 386 See Cecily Maller, et al., *Healthy Nature Healthy People: 'Contact with Nature' as an Upstream Health Promotion Intervention for Populations*, 21(1) *Health Promot. Int.* 45 (2006).
- 387 Portland Parks & Recreation, Portland Urban Forestry at 23; Urban Green Council at 124.
- 388 Portland Parks & Recreation, Portland Urban Forestry at 22.
- 389 City of Salt Lake City, Urban Forestry, <http://www.slcgov.com/forestry/urban-forestry> (last visited Mar. 12, 2012).
- 390 City Policy Associates for The U.S. Conference of Mayors, Protecting and Developing the Urban Tree Canopy: A 135-City Survey 13 (2008), available at <http://www.usmayors.org/trees/treefinalreport2008.pdf> [hereinafter U.S. Conference of Mayors].
- 391 For more information, see City of Chicago at 18-21; see also City of Seattle, Urban Forestry Management Plan (2007), available at http://www.seattle.gov/environment/documents/Final_UFMP.pdf.
- 392 Kelaine E. Vargas et al., U.S. Dep't of Agric. Forest Serv., Interior West Community Tree Guide: Benefits, Costs, and Strategic Planting 19-20 (2007), available at http://www.fs.fed.us/psw/publications/documents/psw_gtr205/psw_gtr205.pdf.
- 393 Hashem Akbari, Lawrence Berkeley Nat'l Lab., Energy Saving Potentials and Air Quality Benefits of Urban Heat Island Mitigation 13 (2005), available at <http://www.osti.gov/bridge/servlets/purl/860475-UIHWIq/860475.pdf>.
- 394 McPherson et al. at 115.
- 395 Envision Utah at 144-45; Tree Trust & Bonestroo, City Trees: Sustainability Guidelines and Best Practices 14 (2007), available at <http://www.bonestroo.com/asset/53pmm1/City-Trees.pdf>.
- 396 Envision Utah at 163-64; Vargas et al., Interior West Community Tree Guide at 20-21.

- 397 Vargas et al., Interior West Community Tree Guide at 21. The legal costs for rectifying such conflicts can range from \$3.70 to \$11.22 per tree annually. Tree Trust & Bonestroo at 8.
- 398 U.S. Climate Change Science Program (USCCSP), *Analyses of the Effects of Global Change on Human Health and Welfare and Human Systems 00 Synthesis and Assessment Product 4.6* at 8 (Sept. 2008).
- 399 U.S. EPA, *EPA Urban Heat Island Pilot Project City Profile: Sacramento 2*, <http://www.epa.gov/heatisland/pilot/archives/Sacramento.pdf> (last visited Mar. 12, 2012).
- 400 City of Phoenix Tree and Shade Master Plan at 23.
- 401 See McPherson et al. at 15.
- 402 See Center for Neighborhood Technology and American Rivers, *The Value of Green Infrastructure* at 6-7.
- 403 E.g., Urban Green Council at 341.
- 404 McPherson et al. at v, 111.
- 405 Portland Parks & Recreation, Portland Urban Forestry at 48.
- 406 Cf. Portland Parks & Recreation, Urban Forest Action Plan 6 (2007), available at <http://www.portlandonline.com/parks/index.cfm?a=226238&c=38294> (describing how a main goal of Portland, Oregon's urban forestry plan is to improve watershed health).
- 407 Cf. Funders' Network for Smart Growth & Livable Communities, *Urban Forests: New Tools for Growing More Livable Communities 10* (2005), available at http://www.fundersnetwork.org/files/learn/Urban_Forests_FINAL.pdf (stating that Charlotte, North Carolina stands to lose \$6 billion in federal funds if it falls into non-attainment under the Clean Air Act).
- 408 Gray & Finster at 51.
- 409 Portland Parks & Recreation, Portland Urban Forestry at 65, 70.
- 410 City of Phoenix Tree & Shade Master Plan at 38. For instance, Chicago's Bureau of Forestry and Department of Transportation collaborate to assess the impact of street design on urban trees. City of Chicago, *Adding Green to Urban Design* at 31.
- 411 Envision Utah at 152.
- 412 Clean Air Partnership, *Climate Change Adaptation Options for Toronto's Urban Forest 22* (2007), available at http://www.cleanairpartnership.org/pdf/climate_change_adaptation.pdf.
- 413 Tedmund J. Swiecki & Elizabeth A. Bernhardt, *Guidelines for Developing and Evaluating Tree Ordinances* (2001), available at http://www.isa-arbor.com/education/resources/educ_TreeOrdinanceGuidelines.pdf.
- 414 City of Phoenix Tree & Shade Master Plan at 38.
- 415 McPherson et al. at vi; Swiecki & Bernhardt; cf. City of Seattle at 47.
- 416 Swiecki & Bernhardt; see U.S. Conference of Mayors at 8.
- 417 See, e.g., Portland Parks & Recreation, Portland Urban Forestry at 17; City of Seattle at 7.
- 418 Portland Parks & Recreation, Portland Urban Forestry at 17.
- 419 MillionTreesNYC, *Getting to a Million Trees: Target Neighborhoods*, http://www.milliontreesnyc.org/html/million_trees/neighborhoods.shtml (last visited Mar. 12, 2012).
- 420 See, e.g., MillionTreesNYC, *Donate*, <http://www.milliontreesnyc.org/html/donate/donate.shtml> (last visited Mar. 12, 2012).
- 421 See Portland Parks & Recreation, Portland Urban Forestry at 16.
- 422 See, e.g., City of Seattle at 15; City of Phoenix, *Parks Development & Improvement Projects*, <http://phoenix.gov/parks/parksdev.html> (last visited Mar. 12, 2012); Portland Parks & Recreation, Portland Urban Forestry at 55.
- 423 Vargas et al., Interior West Community at 36. For information on a related proposal called a Front Foot Assessment, see Portland Parks & Recreation, Portland Urban Forestry at 55 n.68.
- 424 Portland Parks & Recreation, Portland Urban Forestry at 48.
- 425 Clean Air Partnership at 3.
- 426 See, e.g., Portland Parks & Recreation, Portland Urban Forestry at 25-26.

- 427 Christopher J. Luley & Jerry Bond, A Plan to Integrate Management of Urban Trees Into Air Quality Planning 65-66 (2002), available at http://www.urbantrees.org/policymakers/studies/IntegrateTrees_LuleyBond.pdf; Jerry Bond, The Inclusion of Large-Scale Tree Planting in a State Implementation Plan: A Feasibility Study 4 (2006), available at <http://files.harc.edu/Projects/CoolHouston/TreesInSIP.pdf>.
- 428 Thomas Diggs, U.S. EPA, Meeting State Implementation Plan Requirements 11 (Mar. 10, 2006), <http://files.harc.edu/Sites/HoustonRegionalForest/Events/SIPTreeWorkingSession/MeetingSIPRequirements.pdf>; see generally Bond.
- 429 Vargas et al., Interior West Community at 12.
- 430 HARC, Dallas Urban Heat Island at 36.
- 431 See, e.g., City of Seattle, Urban Forestry Management Plan at 16.
- 432 Swiecki & Bernhardt.
- 433 Dep't of Planning & Dev., City of Seattle, DPD Client Assistance Memo #242: Tree Protection Regulations in Seattle 1 (2009), available at <http://www.seattle.gov/dpd/publications/cam/cam242.pdf>.
- 434 E.g., Houston, Tex., Code of Ordinances § 33-122(d) (Municode through Dec. 8, 2010 ordinances).
- 435 See Houston, Tex., Code of Ordinances § 33-105(d) (Municode through Dec. 8, 2010 ordinances).
- 436 See City of Seattle Dep't of Planning & Dev. at 9-10, 12.
- 437 U.S. Conference of Mayors at 1, 8.
- 438 City of Seattle Dep't of Planning & Dev. at 7-8.
- 439 Swiecki & Bernhardt.
- 440 See, e.g., Houston Area Urban Forestry Council, City of Houston Tree Ordinance, Chapter 33, http://www.haufc.org/newpages/ordinance_Houston.html (last visited Mar. 12, 2012); Miami-Dade County, Fla., Code § 18A-6(C)(5) (Municode through Nov. 4, 2010 ordinances).
- 441 See, e.g., City of Seattle Dep't of Planning & Dev. at 13.
- 442 Seattle Green Factor (2008), <http://www.epa.gov/heatislands/resources/pdf/GreenFactor.pdf>; Seattle Dep't of Planning & Dev., Seattle Green Factor: What is the Seattle Green Factor?, <http://www.seattle.gov/dpd/permits/greenfactor/Overview/> (last visited Mar. 12, 2012).
- 443 E.g., Houston, Tex., Code of Ordinances § 33-122 (Municode through Dec. 8, 2010 ordinances); see also Envision Utah at 156.
- 444 ICLEI-Local Gov'ts for Sustainability, Hot Cities = Dirty Air, Cool Cities = Clean Air 4, http://www.iclei.org/documents/Global/Programs/CCP/ICLEI_HotCities.pdf (last visited Mar. 12, 2012).
- 445 City of Chicago, Guide to the Chicago Landscape Ordinance 5 (2000), available at http://www.cityofchicago.org/content/dam/city/depts/zlup/Code_Enforcement/ChicagoLandscapeOrdinanceGuide.pdf.
- 446 Swiecki & Bernhardt.
- 447 See, e.g., Houston, Tex., Code of Ordinances § 33-127 (Municode through Dec. 8, 2010 ordinances). For a thorough list of possible parking lot landscaping requirements, see Swiecki & Bernhardt.
- 448 See, e.g., Chi., Ill., Municipal Code § 17-11-0203 (American Legal Publishing through Sept. 8, 2010); Sacramento, Cal., City Code § 17.68.040 (Quality Code Publishing through Nov. 2010 supp.).
- 449 E. Gregory McPherson, *Sacramento's Parking Lot Shading Ordinance: Environmental and Economic Costs of Compliance*, 57 *Landscape and Urban Planning* 105, 106 (2001), available at http://www.sciencedirect.com/science?ob=MImg&imagekey=B6V91-449V2S4-1-T&cdi=5885&user=655954&pii=S0169204601001967&origin=search&coverDate=11%2F20%2F2001&_sk=999429997&view=c&wchp=dGLzVtz-zSkzk&md5=1e73cad0337b2bd77a65scc35c5da0af&ie=/sdarticle.pdf.
- 450 Swiecki & Bernhardt. Conversely, some local governments have considered taking over the care and management of all street trees because of the presumed positive effect on tree health. City of Seattle at 79.
- 451 Venner Consulting & Parsons Brinckerhoff, Environmental Stewardship Practices, Procedures, and Policies for Highway Construction and Maintenance 3-121 (2004), available at [http://onlinepubs.trb.org/onlinepubs/archive/NotesDocs/25-25\(4\)_FR.pdf](http://onlinepubs.trb.org/onlinepubs/archive/NotesDocs/25-25(4)_FR.pdf).
- 452 Portland Parks & Recreation, Portland Urban Forestry Management Plan at 76-77.

- 453 City of Seattle Dep't of Planning & Dev. at 7, 15. Additionally, it may be difficult for industrial areas to meet tree requirements because storage, manufacturing, and transportation require large, continuous areas.
- 454 *Cf.* HARC, Dallas Urban Heat Island at 20.
- 455 Swiecki & Bernhardt.
- 456 HARC, Dallas Urban Heat Island at 56; Water Env't Research Found.
- 457 U.S. Green Building Council at 6, 20-21.
- 458 Swiecki & Bernhardt.
- 459 *Id.*
- 460 *See, e.g.*, Santa Clarita, Cal., Municipal Code § 23.30.040(J) (Code Publishing Company through Aug. 24, 2010 ordinances).
- 461 Planning & Dev. Dep't, City of Houston, Houston Landscape Regulations for Development 4-5 (2009), available at http://www.houstontx.gov/planning/DevelopRegs/docs_pdfs/tree_shrub.pdf.
- 462 Swiecki & Bernhardt.
- 463 *E.g.*, U.S. Conference of Mayors at 24, 26.
- 464 *Id.* at 29-30.
- 465 *See* HARC, Dallas Urban Heat Island at 30-31.
- 466 McPherson et al. at 136. Utilities may be statutorily required to encourage energy efficiency. *See, e.g.*, Misha Sarkovich, Sacramento Municipal Utility District's (SMUD) Urban Heat Island Mitigation Efforts 39 (2009), <http://heatisland2009.lbl.gov/docs/221120-sarkovich-ppt.pdf>.
- 467 McPherson et al. at 136. Some utilities have taken a hands-off role by providing tree coupons or rebates, U.S. Conference of Mayors at 19, while others are more directly involved in the provision of trees and help plant trees in hard-to-reach neighborhoods. HARC, Dallas Urban Heat Island at 36.
- 468 HARC, Dallas Urban Heat Island at 36.
- 469 Tucson Clean & Beautiful Inc., Trees for Tucson, <http://www.tucsonaz.gov/tcb/tft/> (last visited Mar. 12, 2012).
- 470 *See, e.g.*, HARC, Dallas Urban Heat Island at 36.
- 471 Funders' Network for Smart Growth & Livable Communities at 4.
- 472 U.S. Conference of Mayors at 23.
- 473 HARC, Cool Houston! at 44.
- 474 Sacramento Tree Foundation, Cash Incentives for Tree Planting (Sept. 15, 2010), <http://www.sactree.com/news.aspx?32>; *see also* Anton Sinkewich, Vertical Gardens Grant Initiative 19-21 (2008), http://www.epa.gov/heatisland/resources/pdf/Vert_Gardens-EPA.pdf.
- 475 Portland Parks & Recreation, Portland Urban Forestry Management Plan at 55.
- 476 *Id.*
- 477 *See, e.g.*, Swiecki & Bernhardt.
- 478 *See, e.g.*, U.S. EPA, EPA Urban Heat Island Pilot Project City Profile: Salt Lake City 8, <http://www.epa.gov/heatisl/pilot/archives/SaltLake.pdf> (last visited Mar. 12, 2012).
- 479 Div. of Forest Resources, N.C. Dep't of Env't & Natural Resources, Tree City USA Overview, http://ncforestservice.gov/Urban/tree_city_usa_overview.htm (last visited Mar. 12, 2012).
- 480 *E.g.*, Trees Atlanta, Accomplishments and Awards, <http://www.treesatlanta.org/AccomplishmentsandAwards.aspx> (last visited Mar. 12, 2012).
- 481 HARC, Dallas Urban Heat Island at 30.
- 482 Portland Parks & Recreation, Portland Urban Forestry Management Plan at 47; HARC, Dallas Urban Heat Island at 30-31; City of Phoenix Tree and Shade Master Plan at 34.
- 483 EnvironmentLA; *see also* U.S. Conference of Mayors at 16.
- 484 *See, e.g.*, City of Phoenix Tree and Shade Master Plan at 32; HARC, Cool Houston! at 46; City of Chicago, Chicago's Urban Forest Agenda 13 (2009), available at http://www.cityofchicago.org/content/dam/city/depts/doe/general/NaturalResourcesAndWaterConservation_PDFs/UrbanForestAgenda/ChicagosUrbanForestAgenda2009.pdf.

- 485 See, e.g., U.S. Conference of Mayors at 17; see also Portland Parks & Recreation at 35.
- 486 HARC, Cool Houston! at 47.
- 487 Casey Trees, <http://www.caseytrees.org> (last visited March 1, 2012).
- 488 City of Phoenix Tree and Shade Master Plan at 32.
- 489 Chicago Trees Initiative, <http://www.chicagotrees.net/> (last visited Mar. 12, 2012).
- 490 Cf. HARC, Cool Houston! at 4.
- 491 Press Release, MillionTreesNYC, TREE Fund Announces Partnership with MillionTreesNYC: New Green Jobs Initiative Will Train Students Over Five Years, (July 2009), http://www.milliontreesnyc.org/html/newsroom/tree_fund_announces_partnership.shtml.
- 492 *Id.*
- 493 Cf. *Urban Heat Island Pilot Project/Cool Community Updates: Atlanta*, Heat Island Reduction Initiative (HIRI) News, July 22, 1999, at 2, available at http://www.epa.gov/heatisl/resources/pdf/jul_99.pdf (describing how counties around Atlanta are considering tree ordinances, in part because of the Cool Communities outreach campaign).
- 494 Haines & Patz at 291.
- 495 EPA, Heat Island Effect: Basic Information.
- 496 U.S. EPA (EPA), *Future Temperature Changes*, <http://www.epa.gov/climatechange/science/futuretc.html> (last visited Jan. 9, 2012).
- 497 U.S. Global Change Research Program at 101.
- 498 CDC, Extreme Heat.
- 499 Emmanuelle Cadot, Victor G. Rodwin, & Alfred Spira, *In the Heat of the Summer*, 84 J. Urb. Health 466, 466 (2007), available at <http://wagner.nyu.edu/faculty/files/juhMarch07.pdf>.
- 500 Akbari, et al., *Cool Surfaces and Shade Trees* at 296.
- 501 Jessica Grannis, Georgetown Climate Center, *Adaptation Tool Kit: Sea-Level Rise and Coastal Land Use* (Oct. 2011), available at http://www.georgetownclimate.org/sites/default/files/Adaptation_Tool_Kit_SLR.pdf (last visited Jan. 24, 2012).
- 502 See Hoff.
- 503 Golden & Kaloush.
- 504 Hashem Akbari & L. Shea Rose, *Characterizing the Fabric of the Urban Environment: A Case Study of Salt Lake City, Utah* vii (2001), available at http://www.epa.gov/heatisl/resources/pdf/slc_fabric.pdf (last visited Jan. 24, 2012).
- 505 See Cool Houston!.
- 506 See, e.g., City of Portland Bureau of Planning & Sustainability, *Ecoroofs*, available at <http://www.portlandonline.com/bps/index.cfm?c=ecbbd&a=bbehci> (last visited Jan. 24, 2012). See also U.S. EPA, National Pollutant Discharge Elimination System: Green Roofs, http://cfpub.epa.gov/npdes/stormwater/menuofbmps/index.cfm?action=factsheet_results&view=specific&bmp=114 (last visited Jan. 24, 2012).
- 507 See Cool Houston! at 15-16.
- 508 Menne and Ebi.
- 509 California Environmental Protection Agency Air Resources Board, 2003 Progress Report 6.
- 510 Connecticut Climate Change.
- 511 McPherson et al., at 111.
- 512 *Energy Coordinating Agency Active in Philly*, Heat Island Reduction Initiative (HIRI) News, Dec. 11, 2001, at 2, available at http://www.epa.gov/heatisl/resources/pdf/dec_01.pdf (last visited Jan. 24, 2012).
- 513 See Dallas Urban Heat Island at 35.
- 514 See, generally, U.S. EPA, *Compendium: Urban Heat Island Basics*.
- 515 Gray and Finster at 5.
- 516 Andrew Bellina, U.S. EPA, *Professional Development Going Green: EPA-Supported Partnership Programs for Sustainability and Green Operations* 4 (Oct. 25, 2010), http://nursing.advanceweb.com/SharedResources/Downloads/2010/JF_PDFS/NYC-green-development.pdf (last visited Jan. 24, 2012).

- 517 U.S. EPA, Heat Island Effect: Green Roofs, <http://www.epa.gov/heatislands/mitigation/greenroofs.htm> (last visited Jan. 24, 2012). In comparison, cool roof coatings on a low-slope roof may cost \$0.75 to \$1.50 per square foot. U.S. EPA, Heat Island Effect: Cool Roofs, <http://www.epa.gov/heatislands/mitigation/coolroofs.htm> (last visited Jan. 24, 2012) [hereinafter EPA, Heat Island Effect: Cool Roofs].
- 518 EPA, *Funding Options* at 1.
- 519 Charles L. Anderson, Sacramento Metropolitan Air Quality Management District, Urban Forest for Clean Air Demonstration Project 5 (2007), http://www.epa.gov/heatislands/resources/pdf/UrbanForestforCleanAirDemonstrationProject_SMAQMD.pdf (last visited Jan. 24, 2012).
- 520 *See Cool Roof Amendment* at 3; cf. Moddemeyer.
- 521 *E.g.*, Memorandum from Andrzej Kasiniak.
- 522 *See* Urban Green Council, U.S. Green Bldg. Council, Green Codes Task Force Recommendations to New York Building Code OC 5-1.

The nonpartisan Georgetown Climate Center seeks to advance effective climate, energy, and transportation policies in the United States—policies that reduce greenhouse gas emissions, save energy, and help communities adapt to climate change.

For additional information, please visit www.GeorgetownClimate.org.

GEORGETOWN CLIMATE CENTER
A Leading Resource for State and Federal Policy

GEORGETOWN CLIMATE CENTER
A Leading Resource for State and Federal Policy

georgetownclimate.org